6-7 años

matemáticas

¡Me divierto y aprendo!

1 primaria

- Números del 1-100
- Figuras geométricas
- Secuencias
- Antecesor y sucesor
- Unidades y decenas
- Sumas y restas
- Fracciones, manejo del reloj, gráficas, números ordinales y MUCHO MÁS...

Índice

Capítulo 1
Números naturales, lectura y escritura del 1 al 20

Números del 1 al 10 3
Secuencias numéricas 15
Números del 10 al 20 16
Antecesor y sucesor 20
Sumas 21
Signo mayor que, menor que e igual 24
Números ordinales 26
Repaso 27

Capítulo 2
Números naturales, lectura y escritura del 20 al 50

Números del 20 al 30 29
Uso de monedas de 1 y 10 pesos 35
Secuencias numéricas 37
Ejercicios de habilidades y destrezas 38
Números del 30 al 40 41
Figuras geométricas 44
Antecesor y sucesor 46
Signo mayor que, menor que e igual 47
Unidades y decenas 48
Números del 40 al 50 52
Restas y sumas 58
Repaso 62

Capítulo 3
Números naturales, lectura y escritura del 50 al 80

Números del 50 al 60 66
Números ordinales 71
Uso de monedas 74
Signo mayor que, menor que e igual 76
Números del 60 al 70 78

Sumas 81
Unidades y decenas 85
Números del 70 al 80 88
Restas 91
Calendario 95
Repaso 97

Capítulo 4
Números naturales, lectura y escritura del 80 al 100

Números del 80 al 90 100
Sumas 2 dígitos 103
Resolución de problemas 107
Figuras geométricas 110
Medidas 112
Números del 90 al 100 114
Unidades y decenas 117
Gráficas 120
Lectura de reloj 122
Fracciones 124
Pesar objetos 127

Números del 1 al 20

Colorea cada espacio del número cero con el color indicado:



1
2
3
4
5
6
7
8
9
10

cero

Números del 1 al 20

Familia de los números:

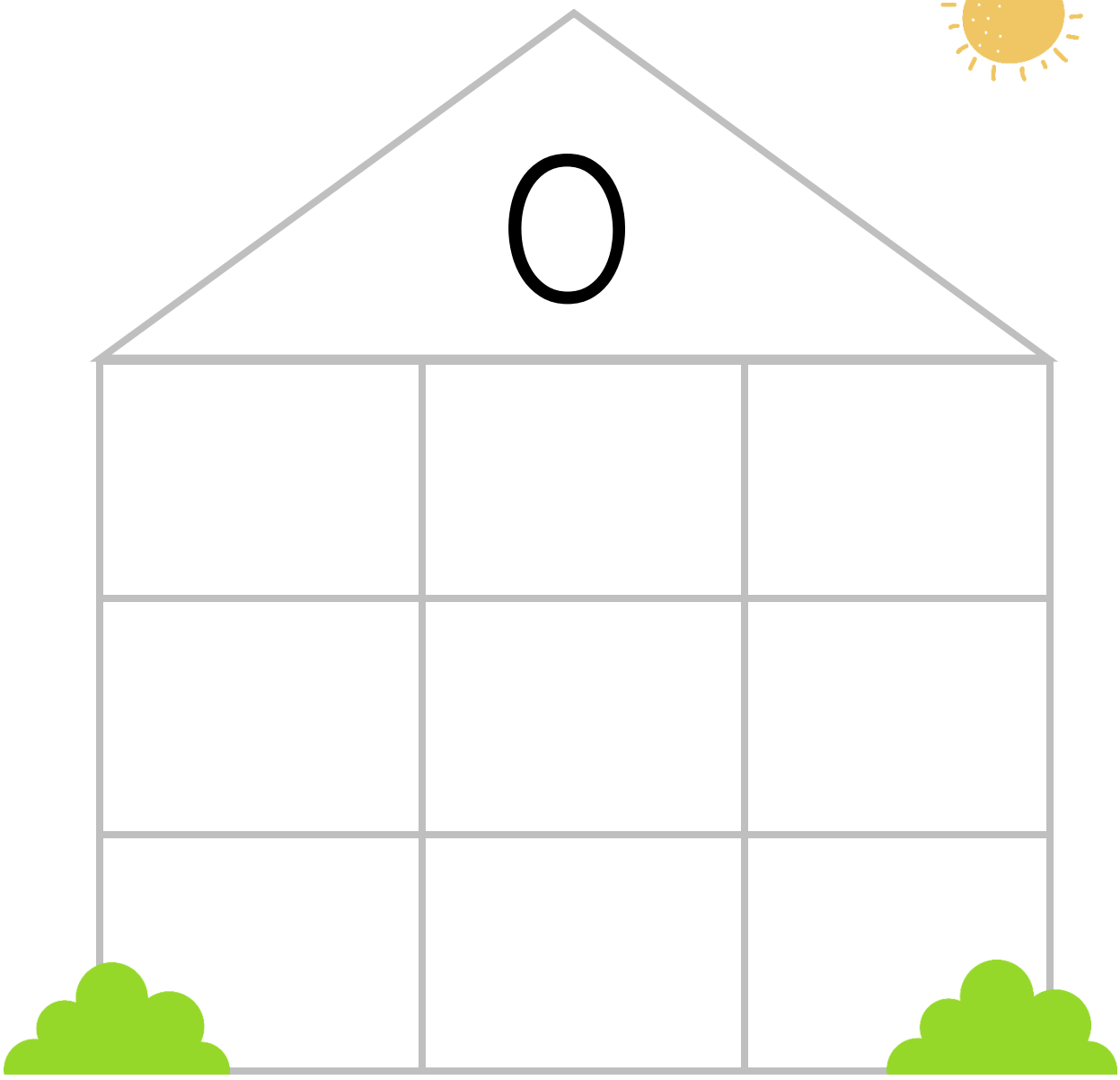



1	4	5	7	2
9	8	6	3	11

Números del 1 al 20

Sigue la dirección correcta del número y practica:

1 1 1 1 1 1 1 1
uno

2 2 2 2 2 2 2
dos

3 3 3 3 3 3 3
tres

4 4 4 4 4 4 4
cuatro

5 5 5 5 5 5 5
cinco

Números del 1 al 20

Sigue la dirección correcta del número y practica:

6 6 6 6 6 6 6

seis

7 7 7 7 7 7 7

siete

8 8 8 8 8 8 8

ocho

9 9 9 9 9 9 9

nueve

10 10 10 10 10 10

diez

Números del 1 al 20

Registra el número de blocks y escríbelo:



1 uno

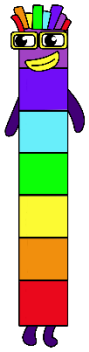

☐ siete



☐ dos



☐ seis



☐ cuatro



☐ tres

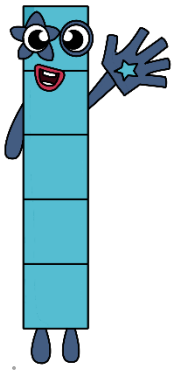

☐ cinco



☐ nueve



☐ ocho



☐ diez

Números del 1 al 20

Cuenta los dibujos y colorea la cantidad correspondiente:







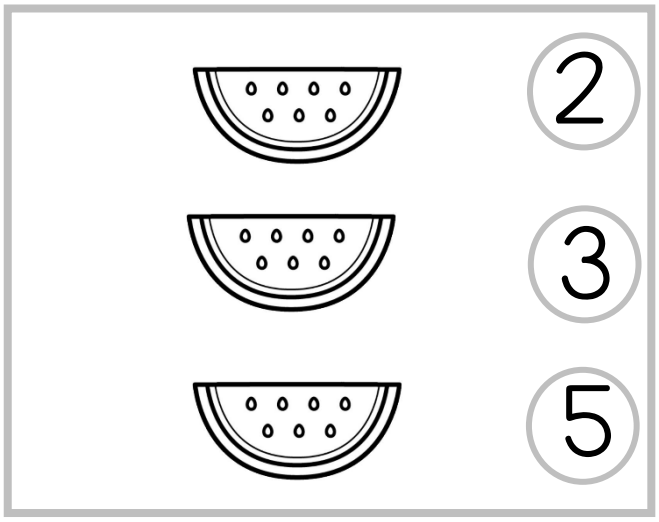





Números del 1 al 20

Haz una línea siguiendo los puntos y descubre la fruta:

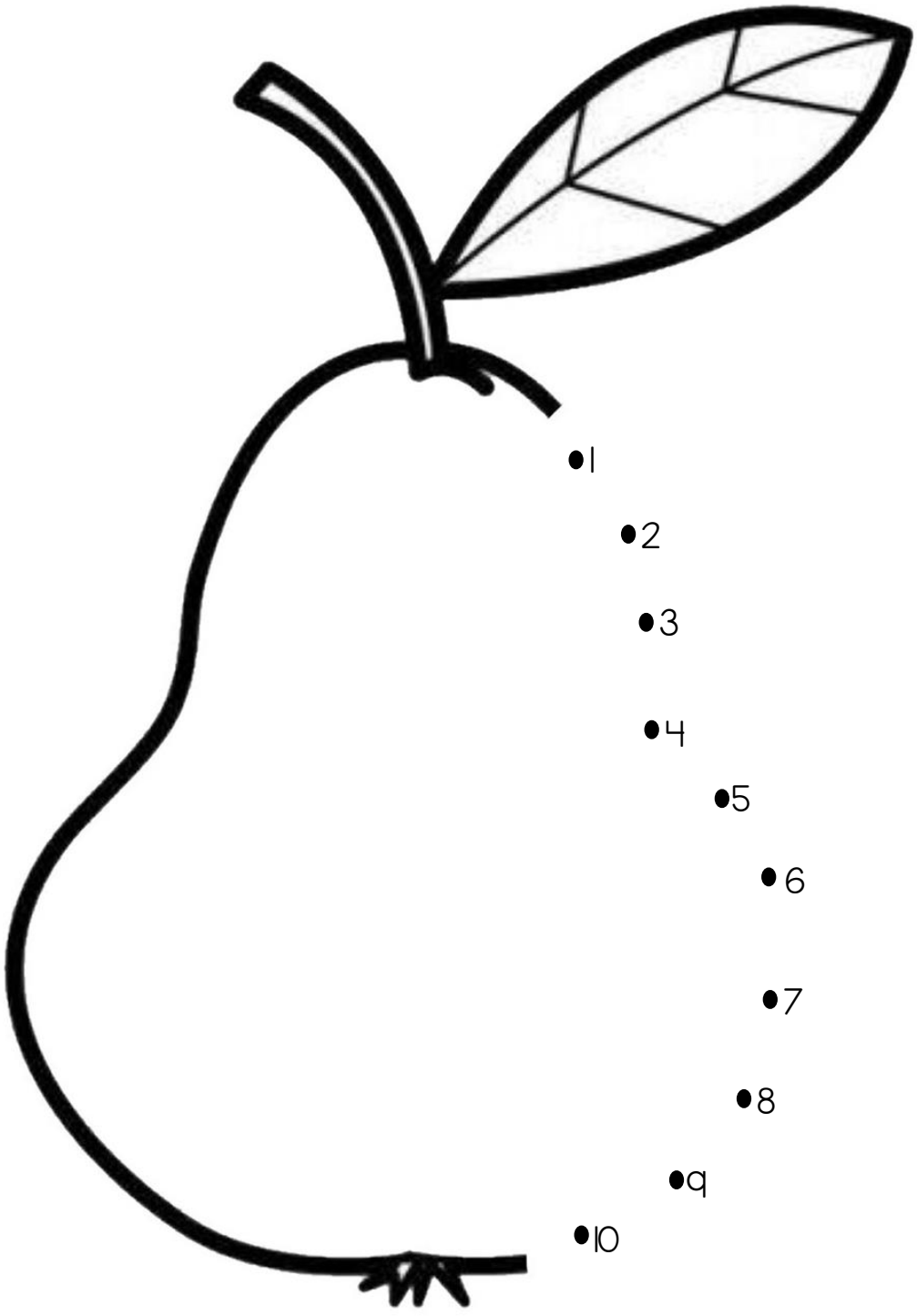

Números del 1 al 20

Usa el color indicado para la representación de cada número:

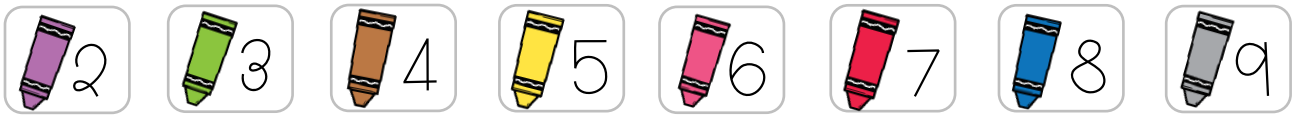

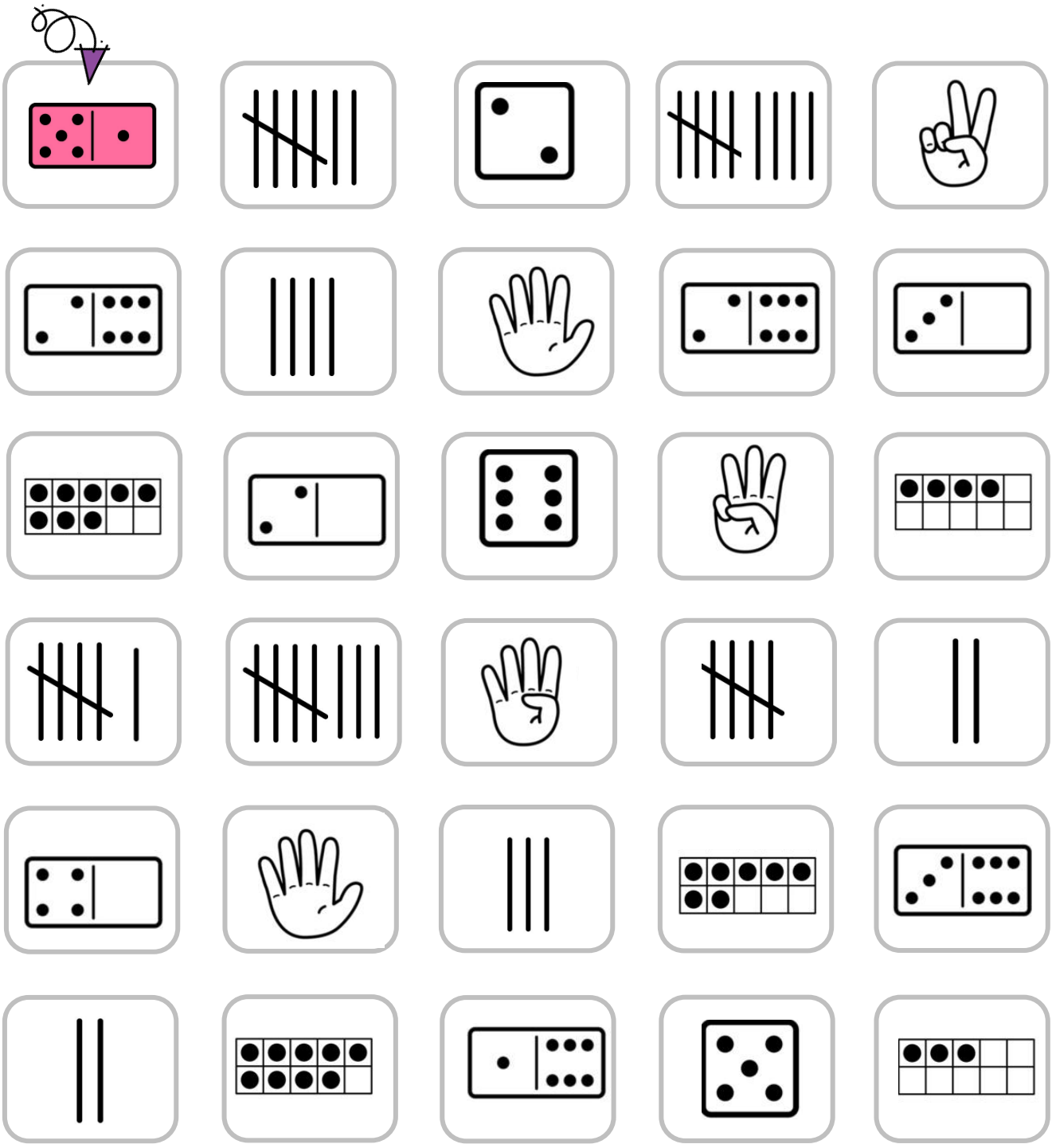

Números del 1 al 20

Ubica cuántas piedritas se necesitan para llegar a la imagen:

























Números del 1 al 20

Enumera y ordena por tamaño, fíjate en el ejemplo:

1 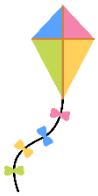

2 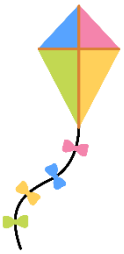

3 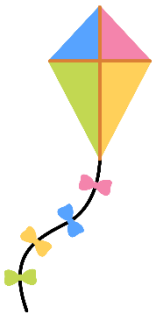

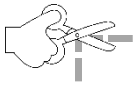



Números del 1 al 20

Registra con número y letra las figuras geométricas:

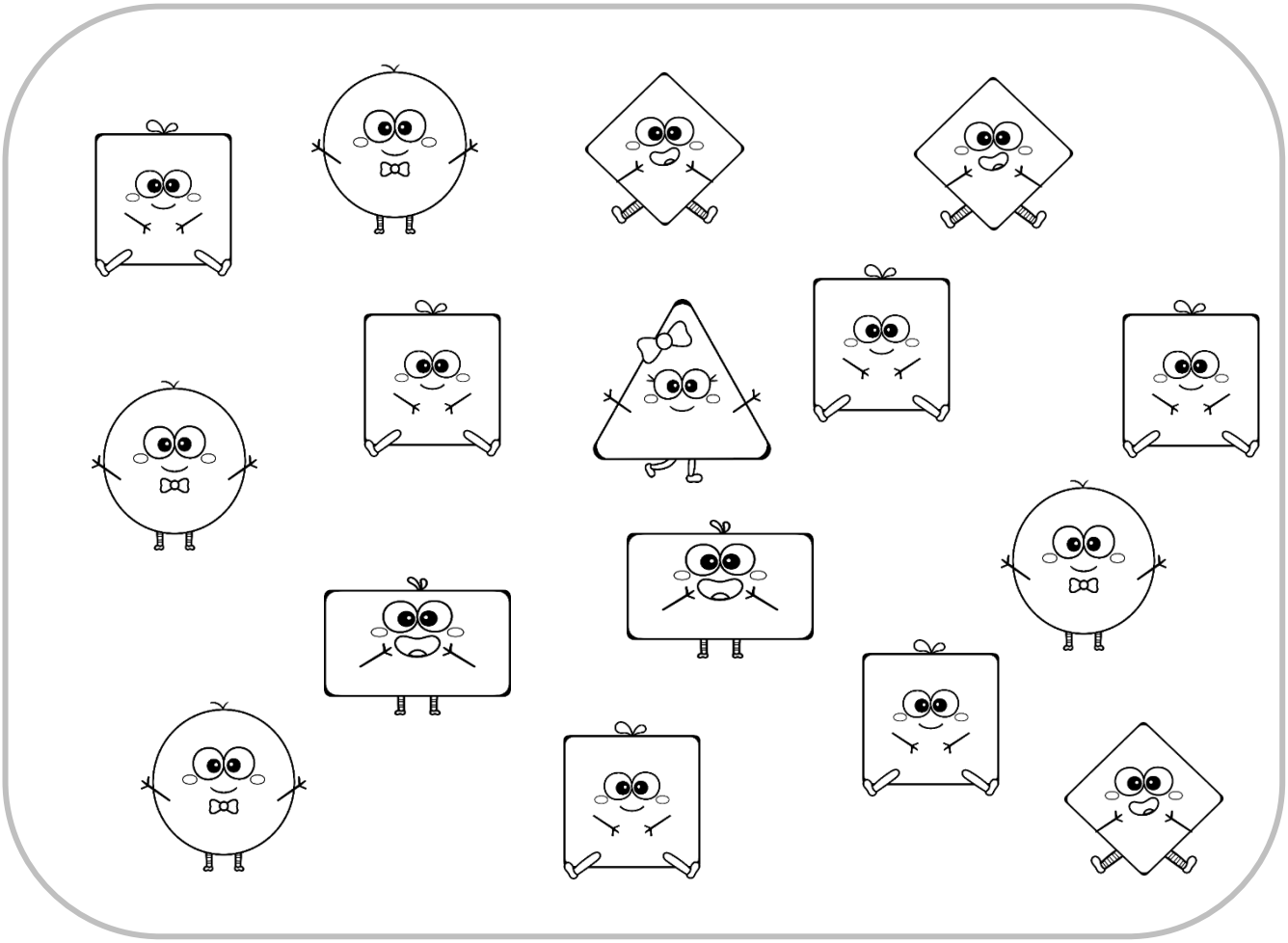

6

seis





Números del 1 al 20

Une con una línea como se escribe el número:

siete	5
uno	3
cinco	7
tres	8
diez	9
ocho	10
nueve	1

Números del 1 al 20

Resuelve las siguientes secuencias:

	2			5		7			10

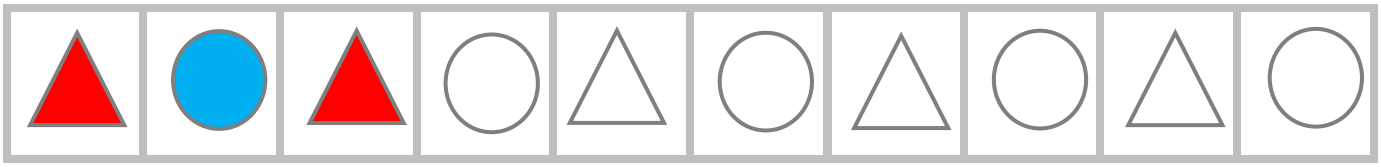

10			7		5			2	



Serie numérica del # 2

1	2	3	4	5	6	7	8	9	10	11	12	13	14	15	16	17	18	19	20

		6				14			20

Números del 1 al 20

Familia del número 10:

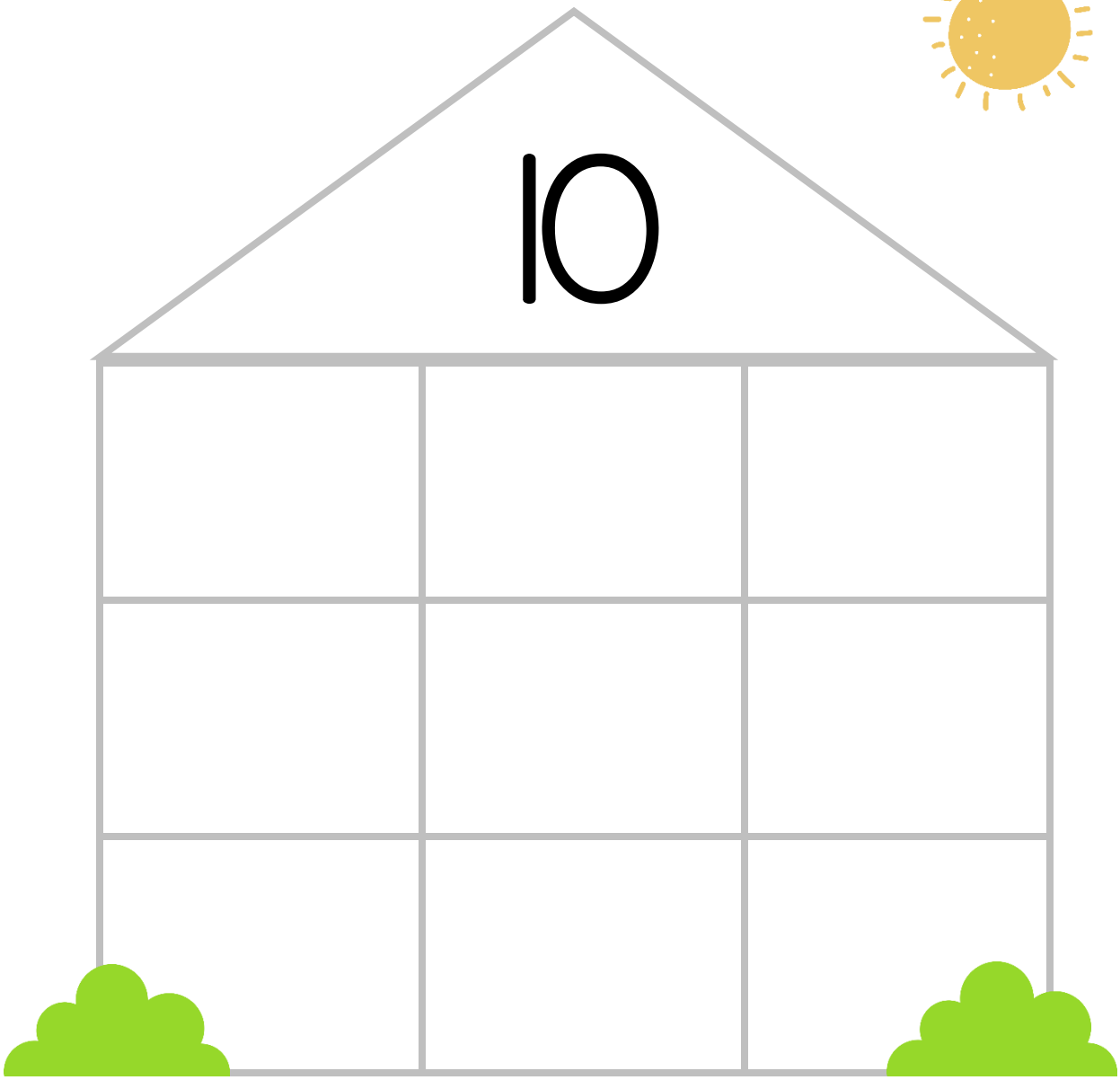

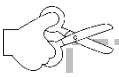

11	14	15	17	12
19	18	16	13	20

Números del 1 al 20

Traza, escribe y representa el número indicado:

11 once

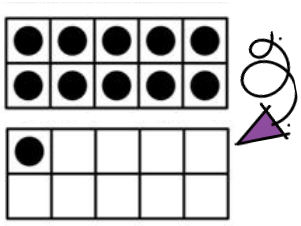

12 doce



13 trece



14 catorce



15 quince



Números del 1 al 20

Traza, escribe y representa el número indicado:

16 dieciséis



17 diecisiete



18 dieciocho



19 diecinueve



20 veinte



Números del 1 al 20

Ubica cuántas piedritas se necesitan para llegar a la imagen:



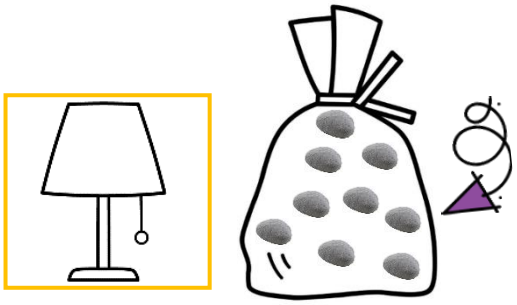











Números del 1 al 20

Ubica la imagen que va antes y después:





antes

después



antes

después





Números del 1 al 20

Cuenta los blocks y registra sumando cuántos son:



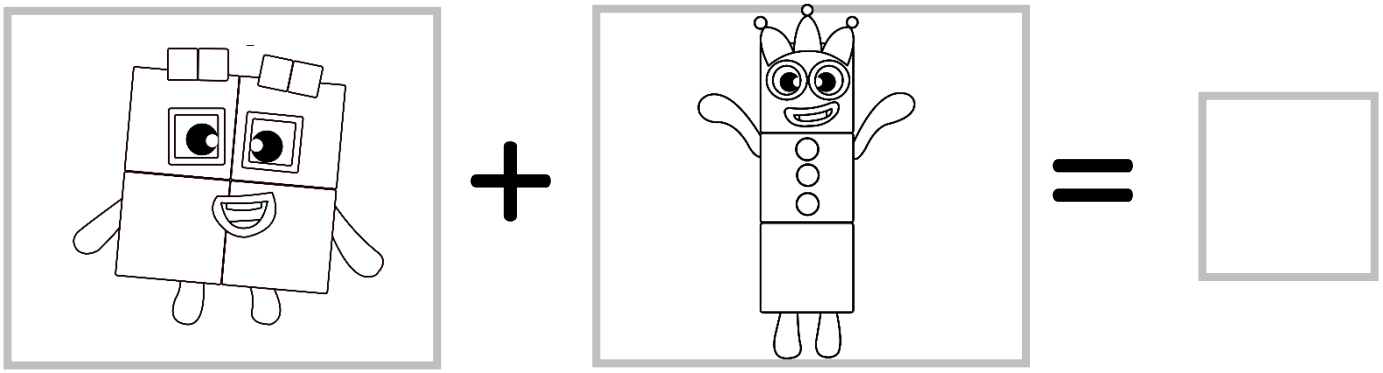





Números del 1 al 20

Cuenta las semillas de las sandías y súmalas:

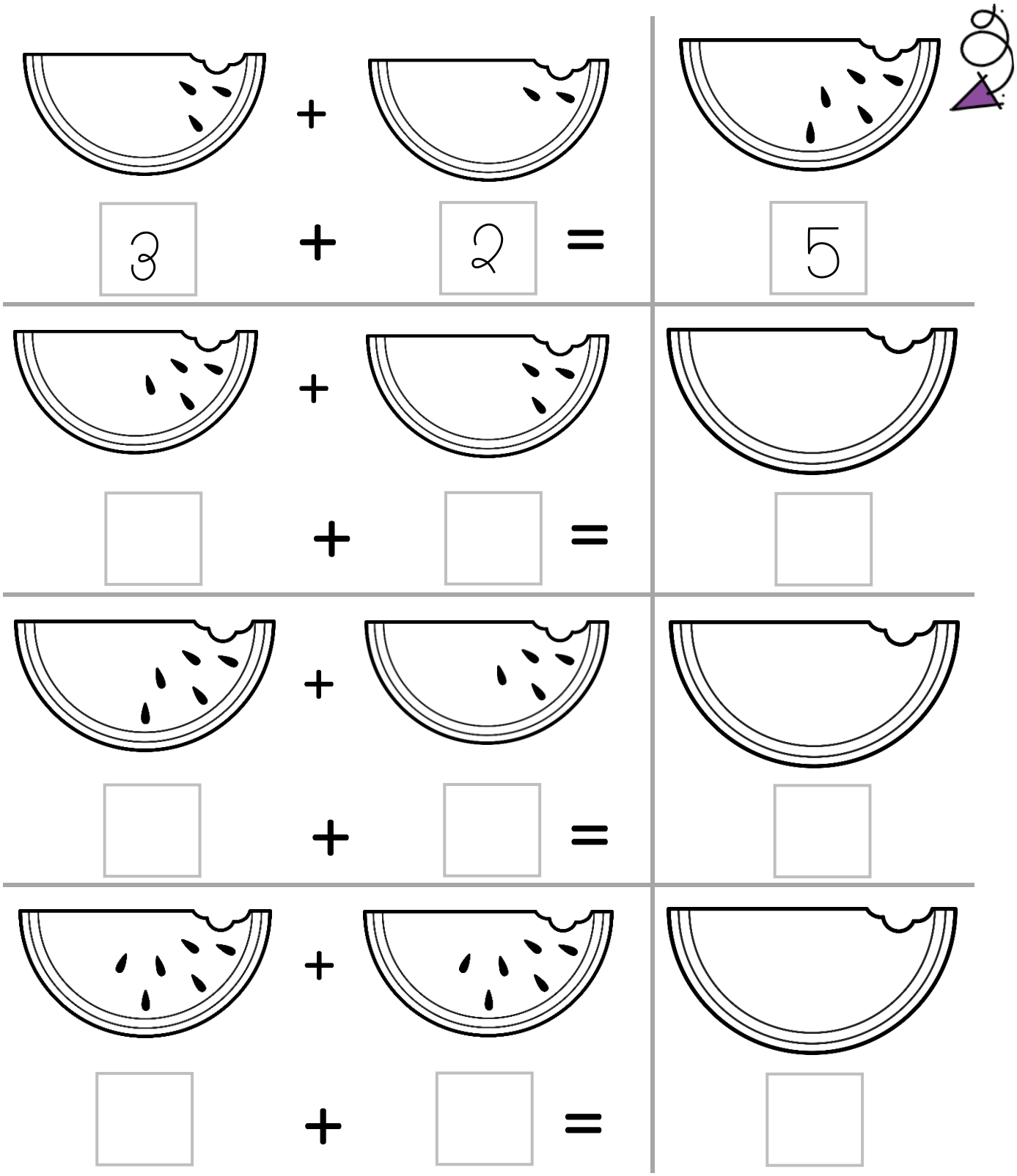

Números del 1 al 20

Cuenta las semillas de las sandías y súmalas:

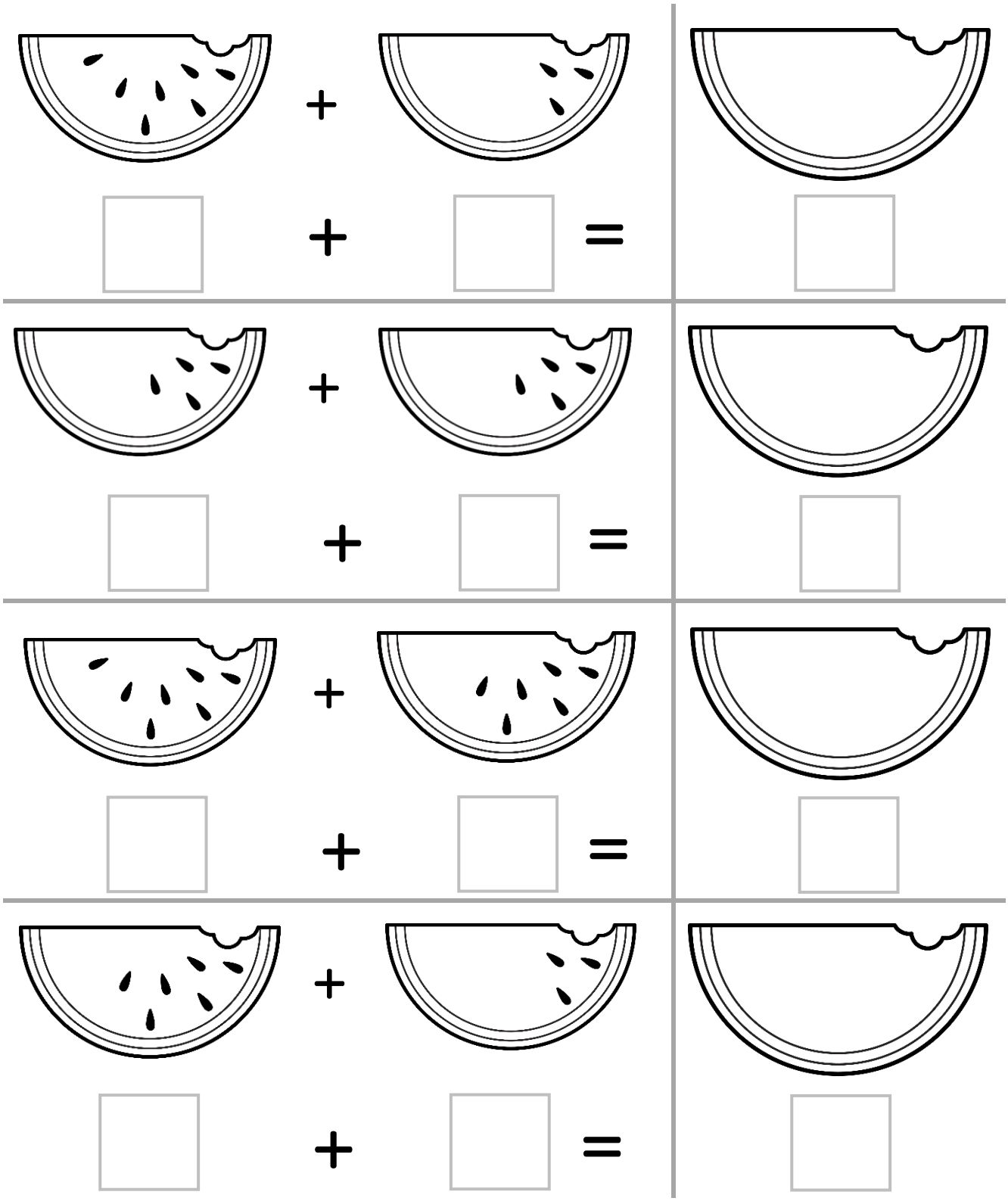

Números del 1 al 20

Ayuda al cocodrilo a comer donde hay más:

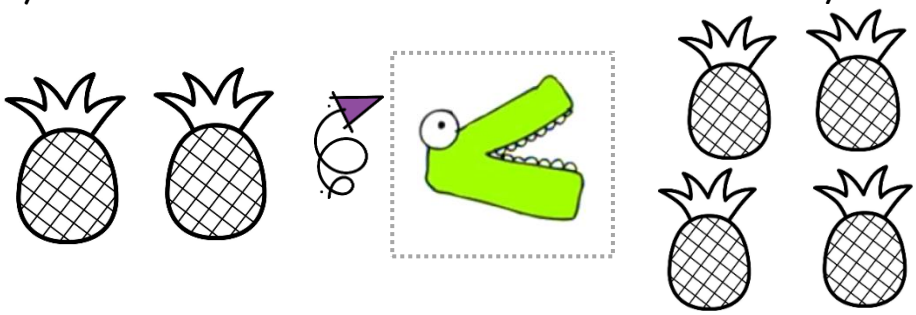

Pega aquí



Pega aquí



Pega aquí



Pega aquí



Pega aquí



Pega aquí

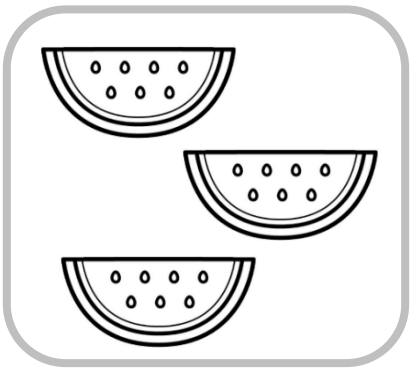

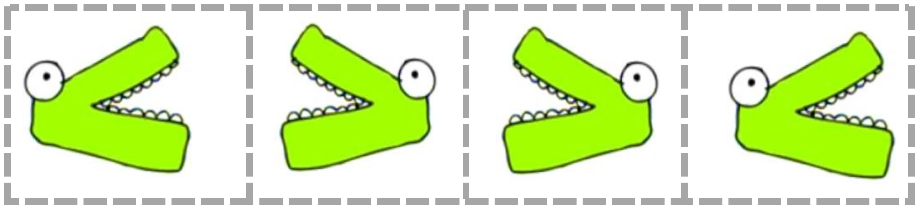

Números del 1 al 20

Ayuda al cocodrilo a comer donde hay más:





Pega aquí





Pega aquí





Pega aquí

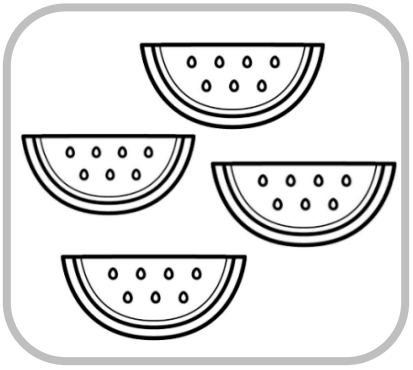



Números del 1 al 20

Números ordinales:

Los números ordinales sirven para asignar un orden y se escriben de la siguiente manera:

1° primero	6° sexto
2° segundo	7° séptimo
3° tercero	8° octavo
4° cuarto	9° noveno
5° quinto	10° décimo

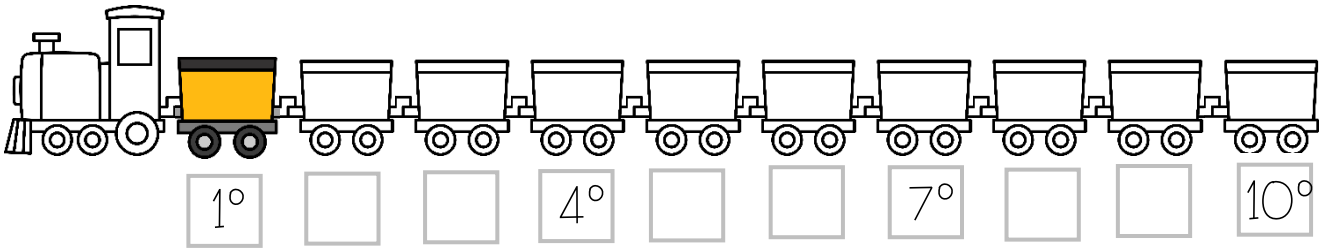

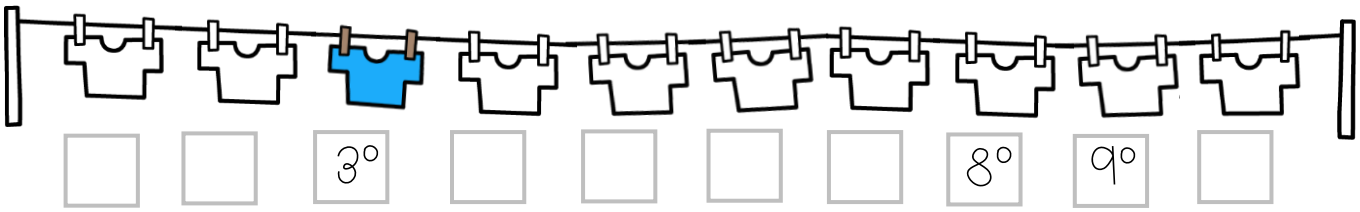

1° amarillo	6° café
2° verde	7° naranja
3° azul	8° rosa
4° rojo	9° morado
5° blanco	10° gris

Números del 1 al 20

Repaso del capítulo I:

1. Repasa el trazo de los siguientes números: (1)

1 2 3 4 5 6 7 8 9 10

1 2 3 4 5 6 7 8 9 10

2. Cuenta los blocks y registra con número y letra: (3)



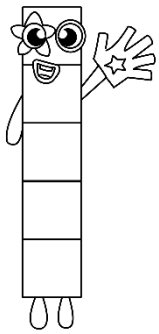



3. Como se escriben los siguientes números: (4)

5 _____

3 _____

7 _____

4 _____

Números del 1 al 20

4. Sigue la secuencia numérica: (7)

1				5					10

5. Resuelve las siguientes sumas: (4)

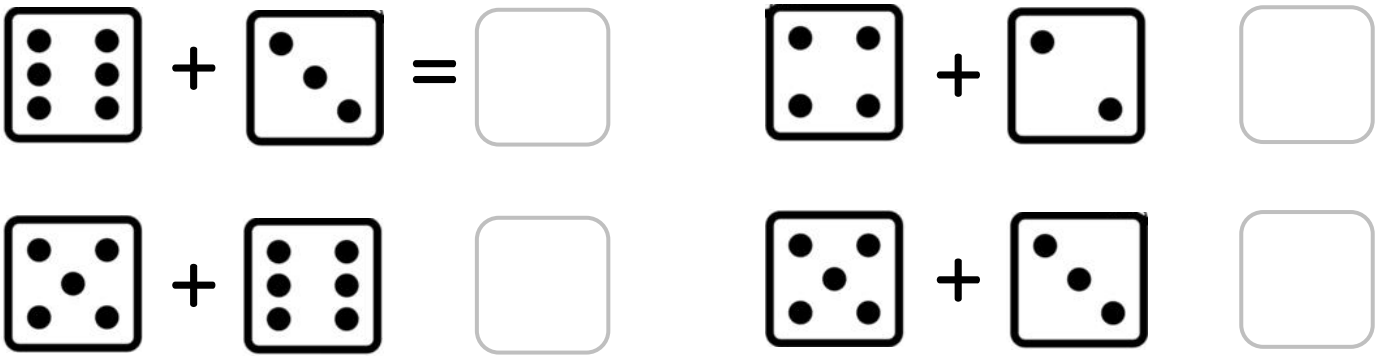

6. Serie numérica del # 2: (7)

1 2 3 4 5 6 7 8 9 10 11 12 13 14 15 16 17 18 19 20

2	4								20

7. Coloca el número ordinal que corresponde: (9)



Números del 20 al 50

Familia del número 20:



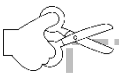

21	24	25	27	22
29	28	26	23	0

Números del 20 al 50

Traza, escribe y representa el número indicado:

● =10 ● =1

21 veintiuno

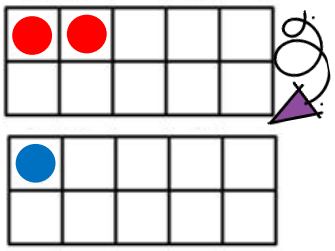

22 veintidós

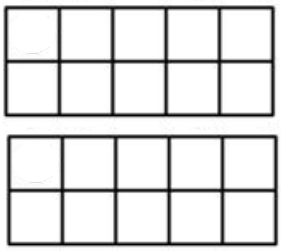

23 veintitrés

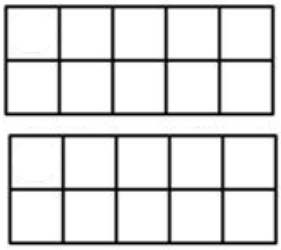

24 veinticuatro

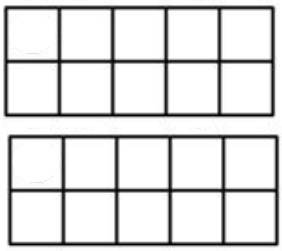

25 veinticinco

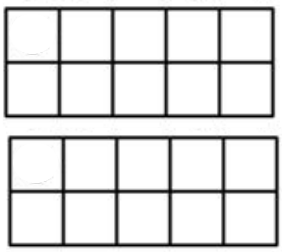

Números del 20 al 50

Traza, escribe y representa el número indicado:

● =10 ● =1

26 veintiséis

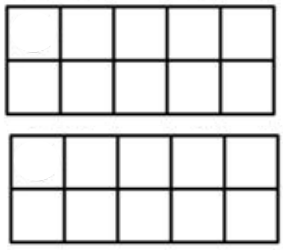

27 veintisiete

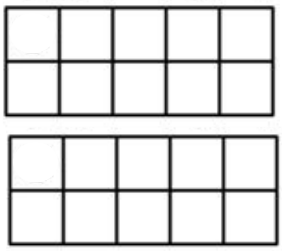

28 veintiocho

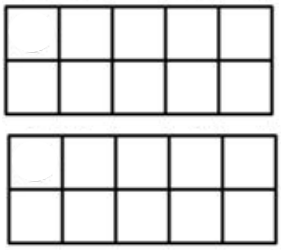

29 veintinueve

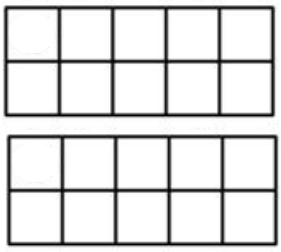

30 treinta

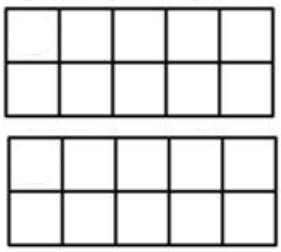

Números del 20 al 50

Dibuja las piedritas que se necesitan para llegar a la imagen:





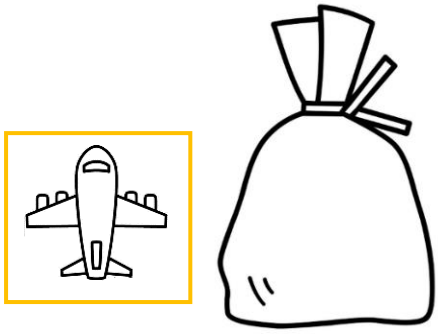







Números del 20 al 50

Haz una línea siguiendo los puntos numerados y descubre la imagen:



Números del 20 al 50

Une con una línea la escritura y lectura de cada número:

doce	20
veinte	16
quince	12
catorce	13
once	15
trece	14
dieciséis	11

Números del 20 al 50

Encierra las monedas que se utilizaron para pagar cada compra, enseguida registra lo que se pide en la tabla:





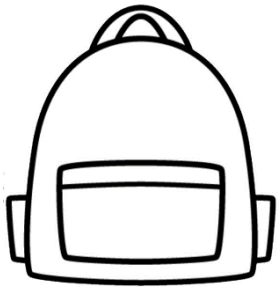

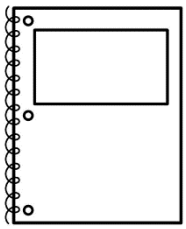

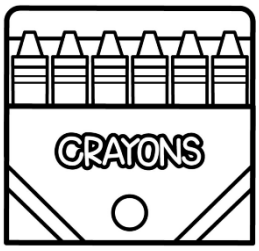

Números del 20 al 50

Encierra las monedas que se utilizaron para pagar cada compra, enseguida registra lo que se pide en la tabla:

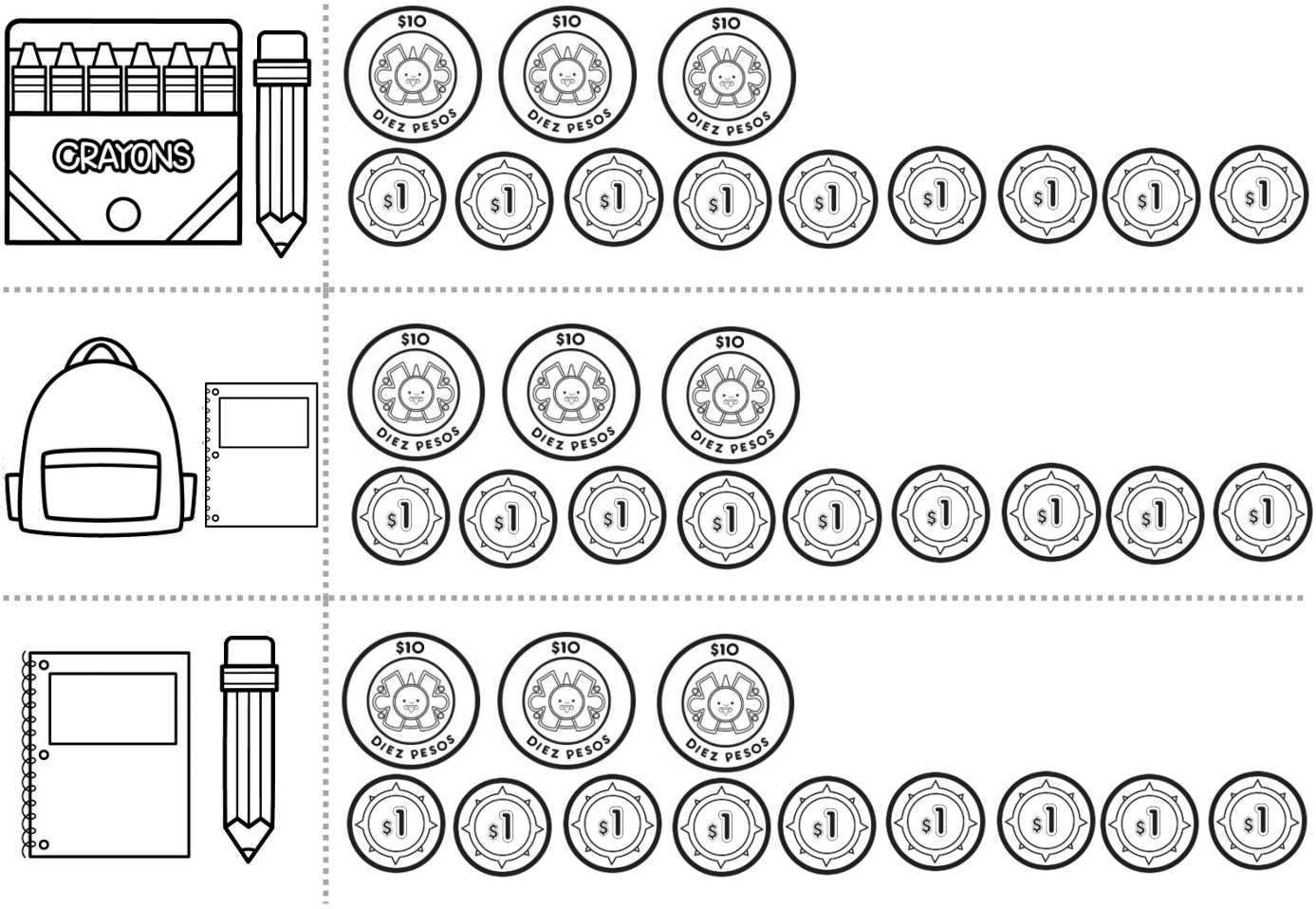

Útiles							
Monedas de 10	1						
Monedas de 1	2						
Total	12						

Números del 20 al 50

Completa las siguientes secuencias:

	2				6		
9			12				
	18					23	
		27					32



Serie numérica del # 3

1	2	3	4	5	6	7	8	9	10	11	12	13	14	15	16	17	18	19	20
21	22	23	24	25	26	27	28	29	30										

3	6						24		

Números del 20 al 50

Replica la imagen, fíjate bien los cuadros que vas a usar:



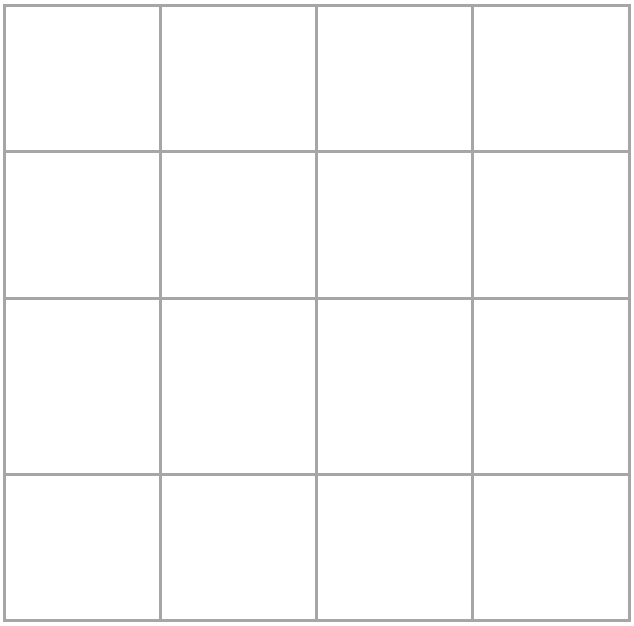



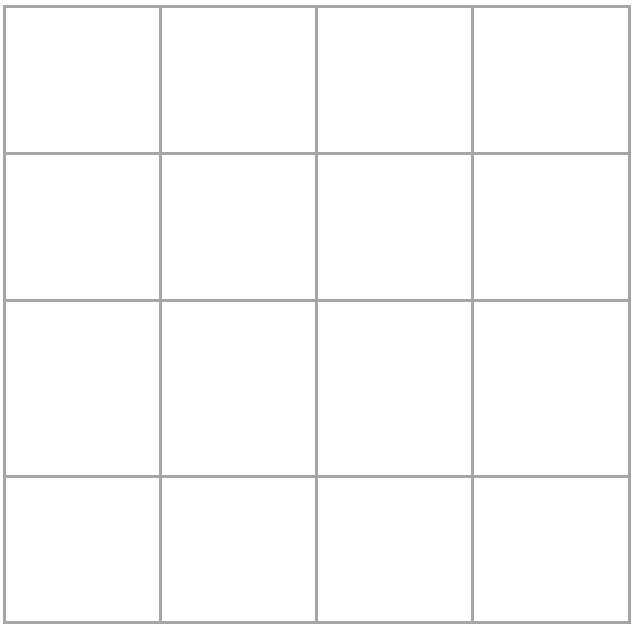

Números del 20 al 50

Ayuda a la niña a encontrar su mochila color rosa:



Números del 20 al 50

Identifica las figuras geométricas y registra con número y letra:

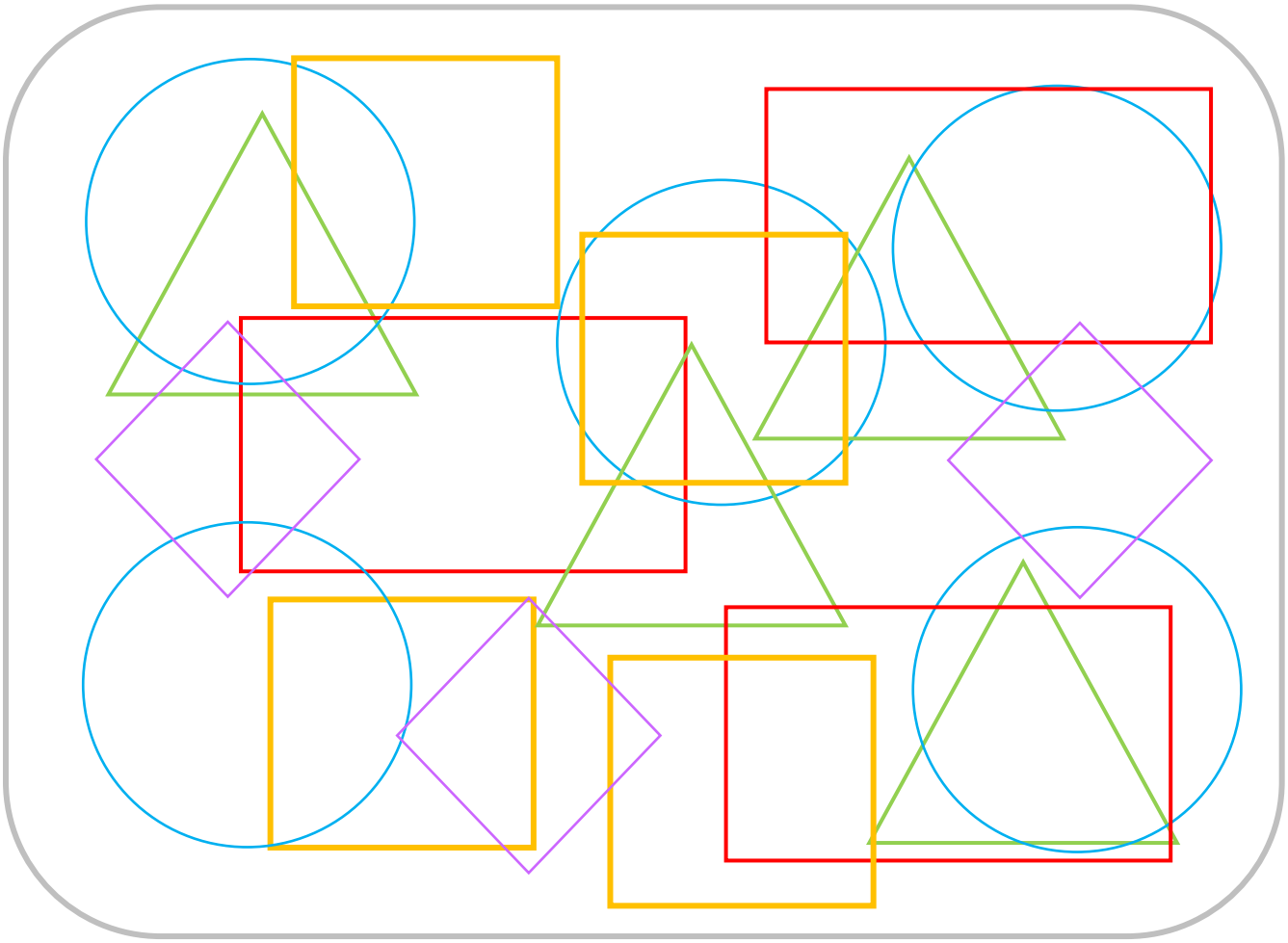

◇ 3 tres

○ ☐ ☐

▭ ☐ ☐

☐ ☐ ☐

△ ☐ ☐

Números del 20 al 50

Familia del número 30:



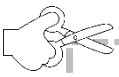

31	34	35	37	32
39	38	36	33	0

Números del 20 al 50

Traza, escribe y representa el número indicado:

31 treinta y uno

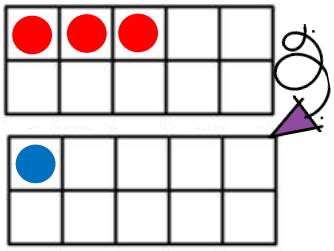

32 treinta y dos

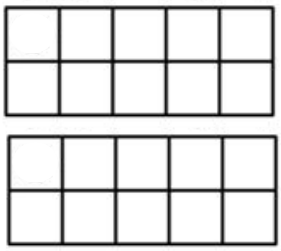

33 treinta y tres

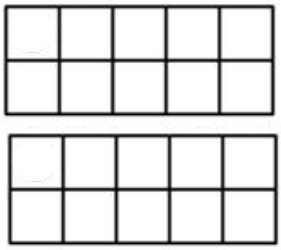

34 treinta y cuatro

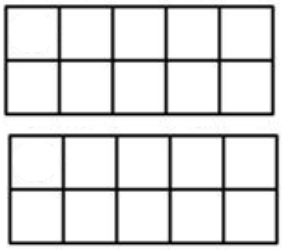

35 treinta y cinco

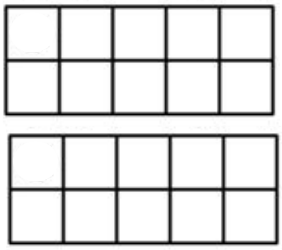

Números del 20 al 50

Traza, escribe y representa el número indicado:

36 treinta y seis

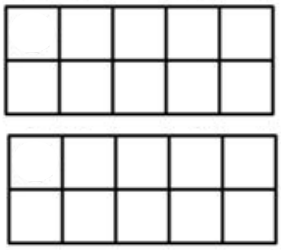

37 treinta y siete

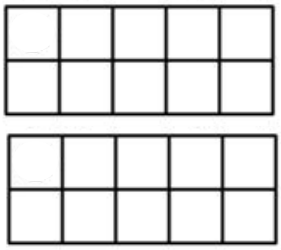

38 treinta y ocho

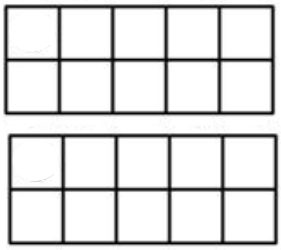

39 treinta y nueve

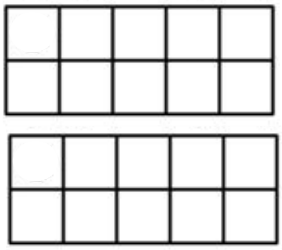

40 cuarenta

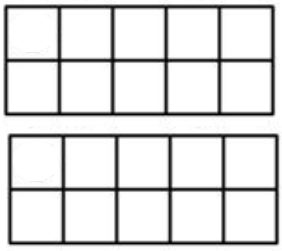

Números del 20 al 50

Realiza lo que se indica:

cuadrado

triángulo

círculo

Rectángulo

rombo

óvalo

Traza	Escribe	Dibuja	Lados
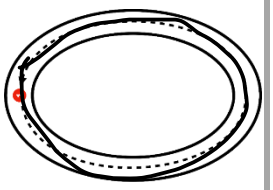	óvalo	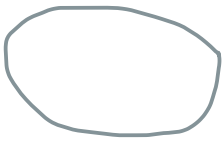	0
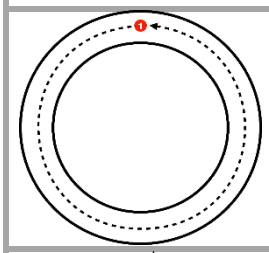			
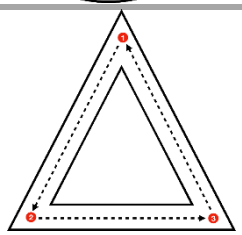			
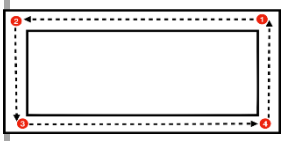			
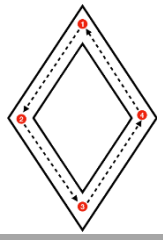			
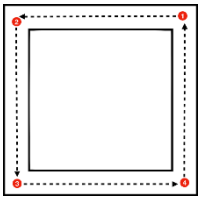			

Números del 20 al 50

Une con una línea el nombre que corresponde a la figura:

círculo

óvalo

cuadrado

rombo

rectángulo

triángulo













Números del 20 al 50

Antecesor y sucesor: recorta y pega los números en el lugar correspondiente, fíjate en el ejemplo:

antes		después
11	12	13
	8	
	15	
	30	31
	28	

antes		después
	5	6
	21	
	19	
	32	33
1	2	

7	29	27	4	3	31	20
9	20	14	16	22	18	29

Números del 20 al 50

Identifica donde hay más:







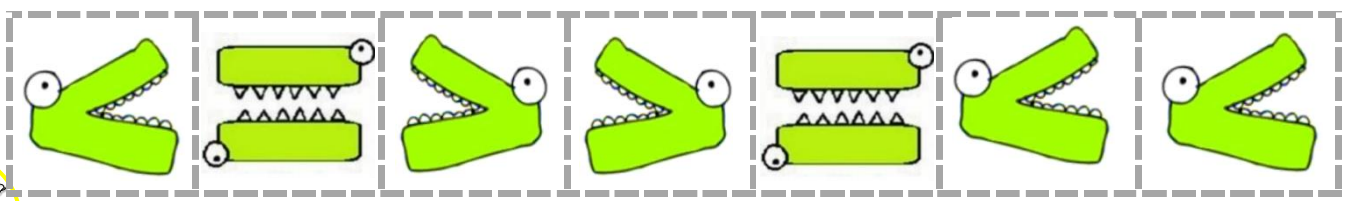

Números del 20 al 50

Manejo y comprensión de las unidades y las decenas:

=10
Decena

=1
Unidad

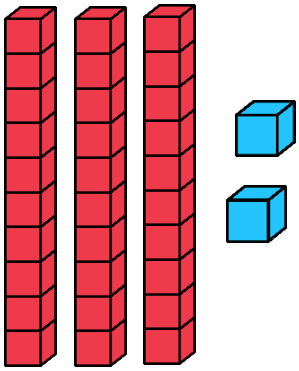

D	U
3	2

32 cubos

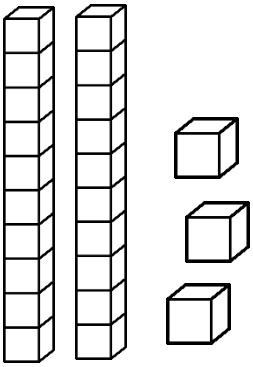

D	U

cubos

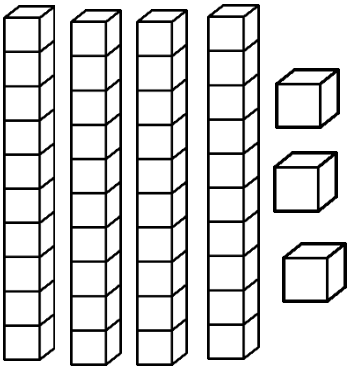

D	U

cubos

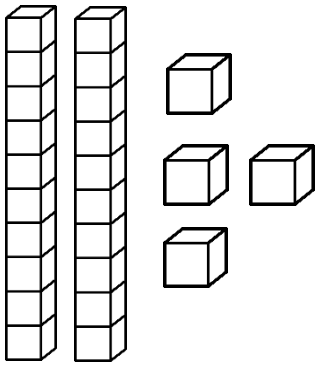

D	U

cubos

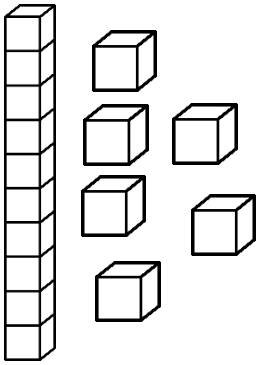

D	U

cubos

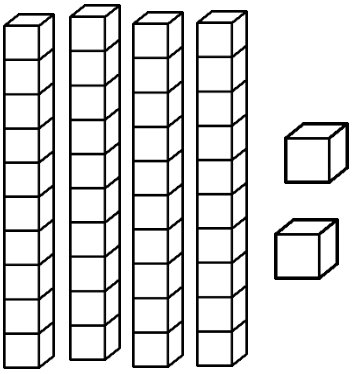

D	U

cubos

Números del 20 al 50

Identifica cuantas fichas se necesitan para llegar a la imagen:



Números del 20 al 50

Encierra paquetes de 10 y registra cuantos paquetes y cuantos sueltos son en cada fila, fíjate en el ejemplo:

	Decenas	Unidades
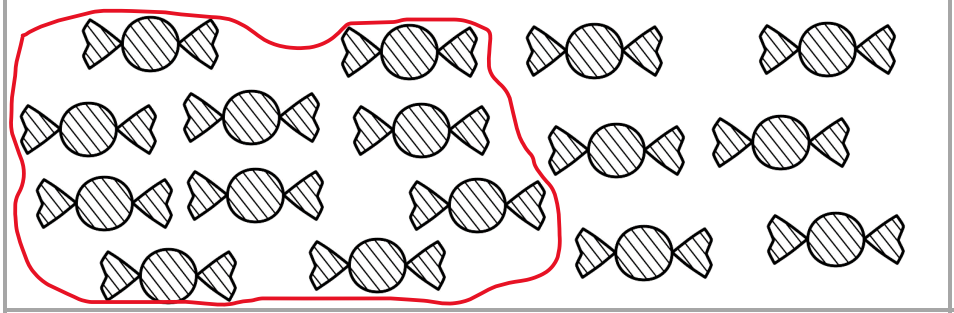	1	6
		
		
		
		

Números del 20 al 50

Une con una línea la cantidad correspondiente:











10

20

30

40

50

70

Números del 20 al 50

Familia del número 40:



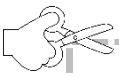

41	44	45	47	42
49	48	46	43	0

Números del 20 al 50

Traza, escribe y representa el número indicado:

41 cuarenta y uno

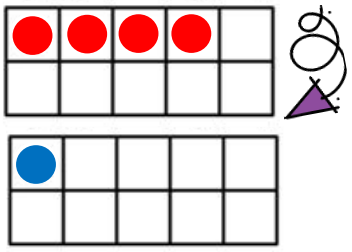

42 cuarenta y dos

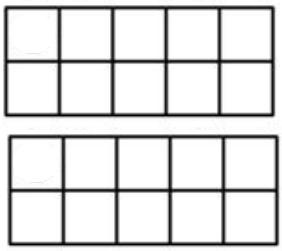

43 cuarenta y tres

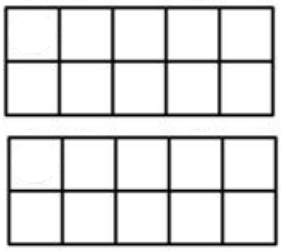

44 cuarenta y cuatro

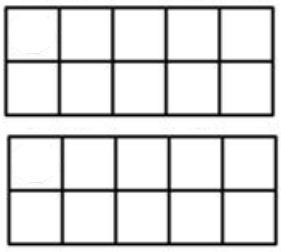

45 cuarenta y cinco

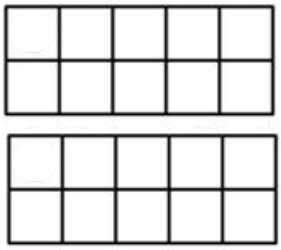

Números del 20 al 50

Traza, escribe y representa el número indicado:

46 cuarenta y seis

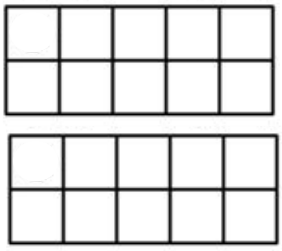

47 cuarenta y siete

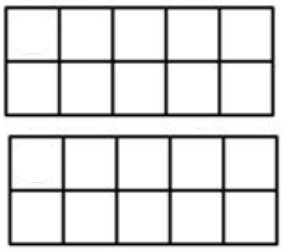

48 cuarenta y ocho

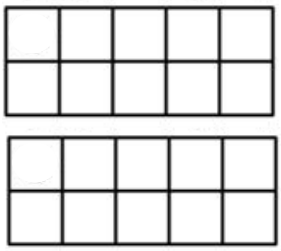

49 cuarenta y nueve

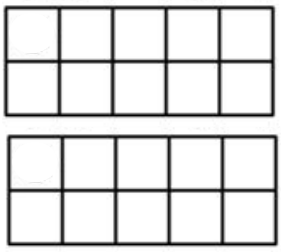

50 cincuenta

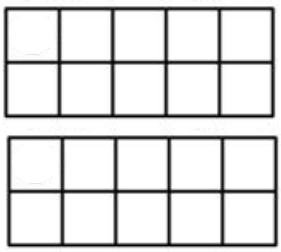

Números del 20 al 50

Encierra el número correspondiente, fíjate en el ejemplo:

dos	(2)	12
cuatro	14	4
doce	12	2
veinticinco	15	25
	13	(3)
siete	17	7
	25	(15)
	(12)	22
trece	33	13
	42	(24)
veintinueve	29	9
diecinueve	29	19

cuarenta	14	40
cincuenta y dos	52	25
treinta y cinco	32	35
veintidós	22	12
	20	(30)
	(21)	22
diez	10	20
cincuenta	50	25
	(40)	30
treinta y uno	31	13
cuarenta y dos	42	24
	(9)	15

Números del 20 al 50

Resuelve las siguientes secuencias:





Serie numérica del # 4

1	2	3	4	5	6	7	8	9	10	11	12	13	14	15	16	17	18	19	20
21	22	23	24	25	26	27	28	29	30	31	32	33	34	35	36	37	38	39	40

4					24				40

Números del 20 al 50

Haz una línea siguiendo los puntos numerados y descubre la imagen:



Números del 20 al 50

Sigue las indicaciones y registra la cantidad correspondiente:

 Tacha 2 arañas	4 cuatro
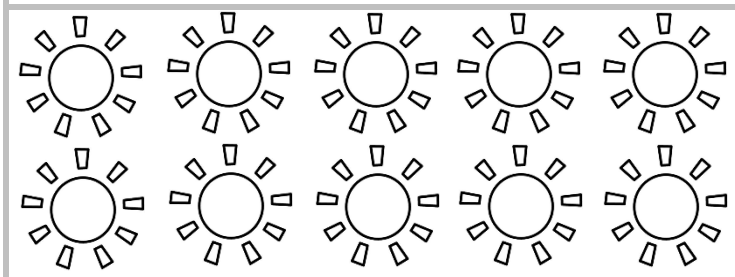 Tacha 4 soles	
 Tacha 5 flores	
 Tacha 5 abejas	
Tacha 2 cisnes	

Números del 20 al 50

Resta las golosinas, fíjate en el ejemplo:



5 - 3 = 2

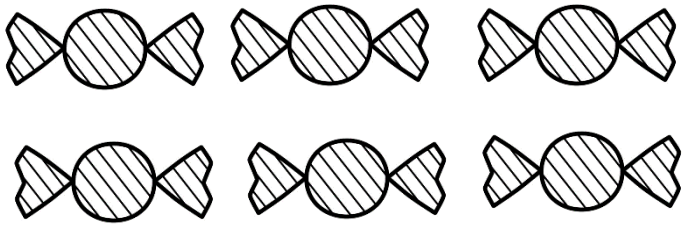

6 - 3 = ☐

7 - 4 = ☐



5 - 2 = ☐



3 - 2 = ☐

8 - 5 = ☐



4 - 2 = ☐

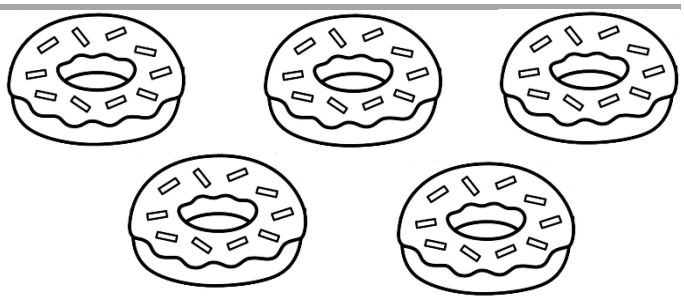

5 - 1 = ☐

Números del 20 al 50

Resuelve las siguientes sumas:

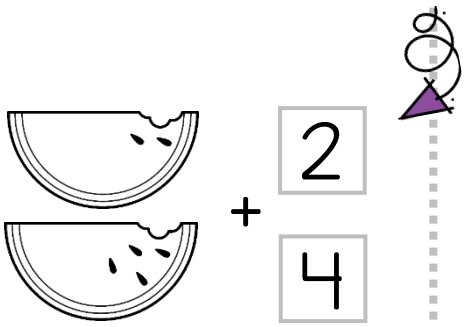

2 + 4 = 6

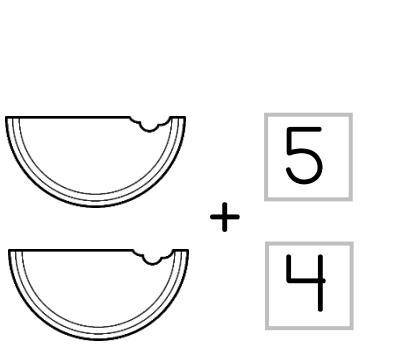

5 + 4 = ☐

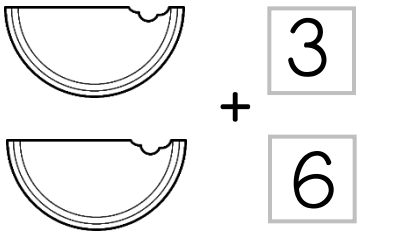

3 + 6 = ☐

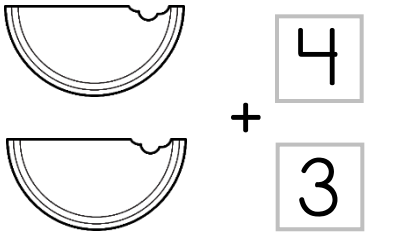

4 + 3 = ☐

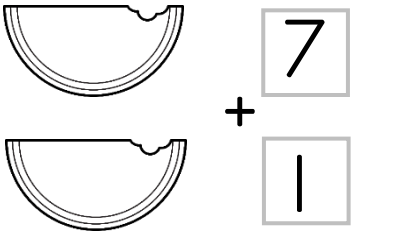

7 + 1 = ☐

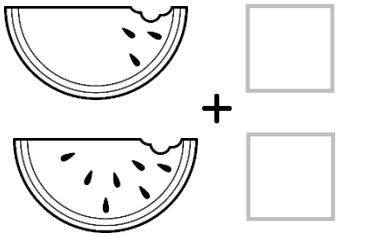

☐ + ☐ = ☐☐

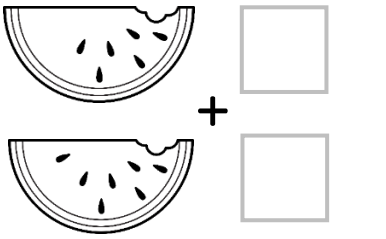

☐ + ☐ = ☐☐

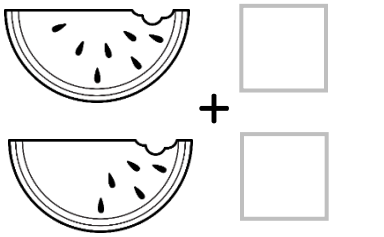

☐ + ☐ = ☐☐

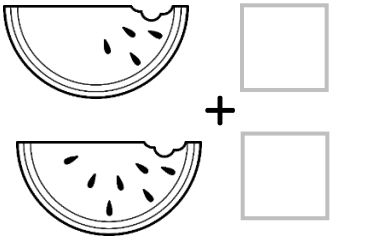

☐ + ☐ = ☐☐

Números del 20 al 50

Realiza las siguientes sumas, fíjate en el ejemplo:

16  23

35 

43 

28 

32 

40 

Repaso del capítulo 2:

1. Repasa el trazo de los siguientes números: (1)

1 2 3 4 5 6 7 8 9 10

11 12 13 14 15 16 17 18 19 20

2. Cuenta y registra la cantidad de las alcancías: (4)









Números del 20 al 50

3. Escribe el número que va antes y después: (6)

antes		después
	14	
	7	
	10	

antes		después
	20	
	31	
	22	

4. Colorea las figuras como se indica; el círculo rojo, triángulo azul y cuadrado verde: (3)



5. Colorea las figuras como se indica; el óvalo amarillo, rectángulo morado y rombo naranja: (3)



Números del 20 al 50

6. Cuenta y registra las unidades y decenas: (4)

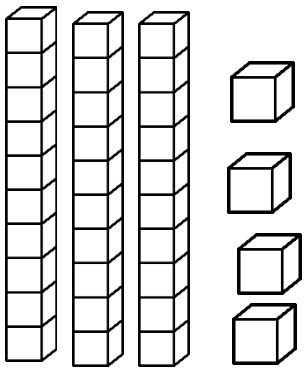

D	U

cubos

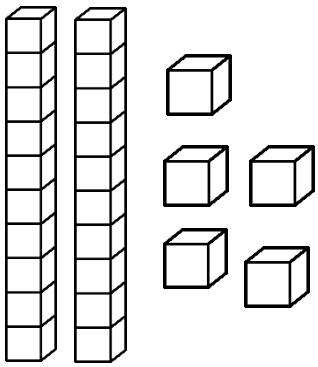

D	U

cubos

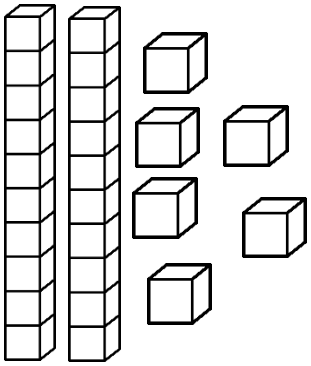

D	U

cubos

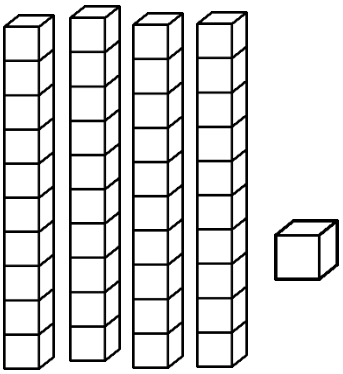

D	U

cubos

7. Como se escriben los siguientes números: (4)

15		24	
31		43	

8. Serie numérica del # 4: (7)

1	2	3	4	5	6	7	8	9	10	11	12	13	14	15	16	17	18	19	20
21	22	23	24	25	26	27	28	29	30	31	32	33	34	35	36	37	38	39	40

4	8								20

Números del 20 al 50

9. Resuelve las siguientes sumas: (5)

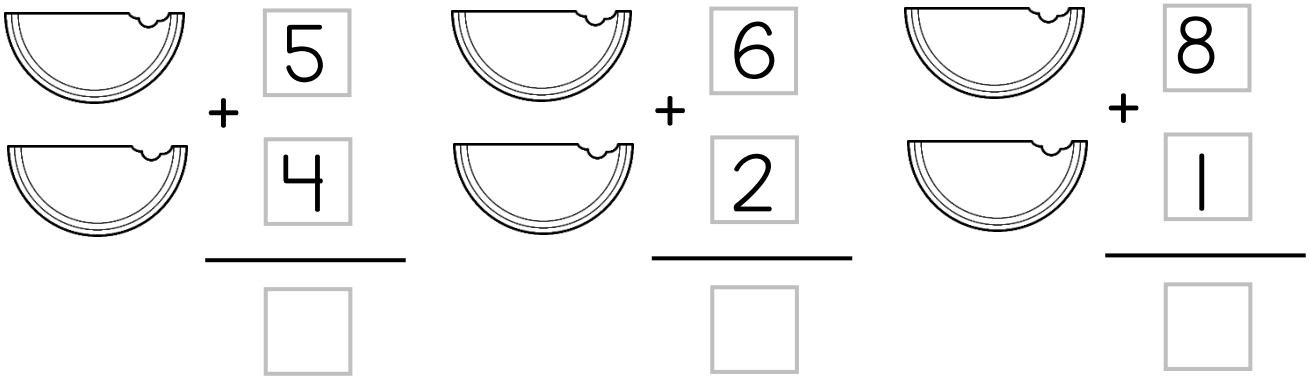

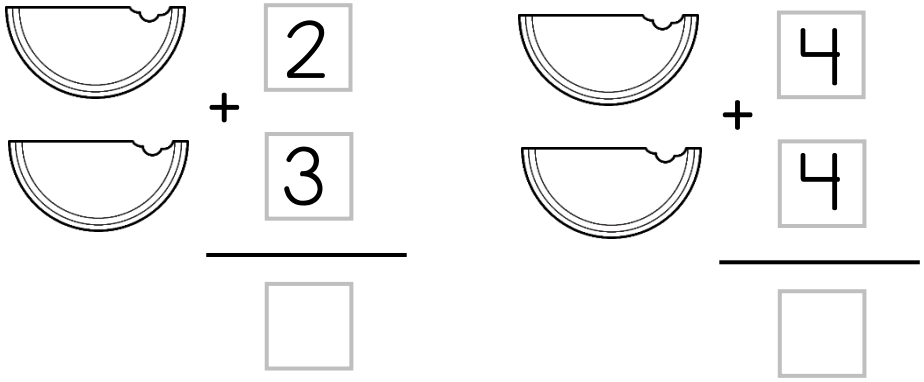

10. Identifica cuanta falta para llegar al resultado: (4)

5 + ☐ | | | | | | | | | | = 14

35 + ☐ ☐ = 42

21 + ☐ ☐ = 30

15 + ☐ ☐ = 22

Números del 50 al 80

Familia del número 50:



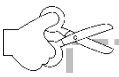

51	54	55	57	52
59	58	56	53	0

Números del 50 al 80

Traza, escribe y representa el número indicado:

51 cincuenta y uno

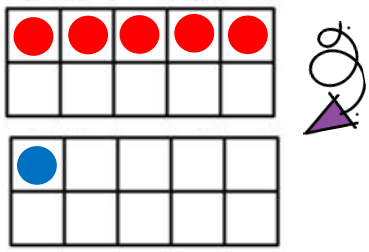

52 cincuenta y dos

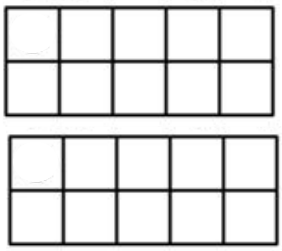

53 cincuenta y tres

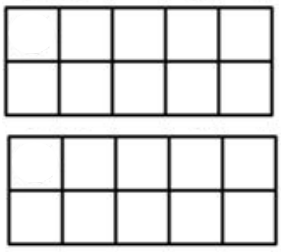

54 cincuenta y cuatro

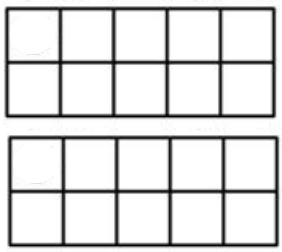

55 cincuenta y cinco

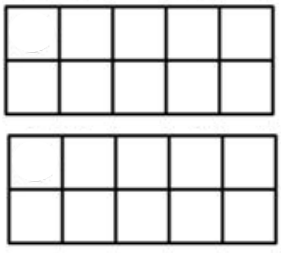

Números del 50 al 80

Traza, escribe y representa el número indicado:

56 cincuenta y seis

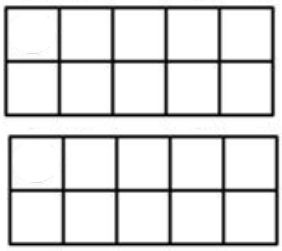

57 cincuenta y siete

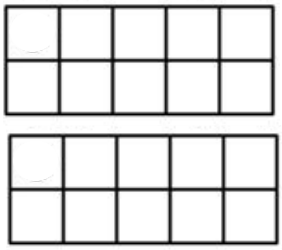

58 cincuenta y ocho

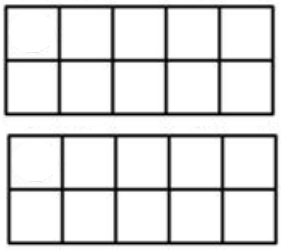

59 cincuenta y nueve

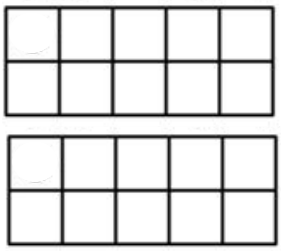

60 sesenta

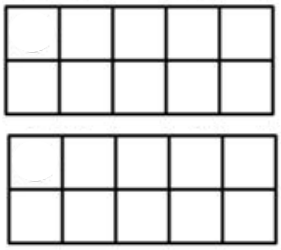

Números del 50 al 80

Resuelve las siguientes secuencias

	2								
					16				
			24						
							38		
41									
								59	

Serie numérica del # 5

1	2	3	4	5	6	7	8	9	10	11	12	13	14	15	16	17	18	19	20
21	22	23	24	25	26	27	28	29	30	31	32	33	34	35	36	37	38	39	40
41	42	43	44	45	46	47	48	48	50										

5									

Números del 50 al 80

Recorta y pega debajo de cada número la manera en cómo se escriben:

15	32	8	41
Pega aquí	Pega aquí	Pega aquí	Pega aquí
66	24	61	18
Pega aquí	Pega aquí	Pega aquí	Pega aquí
1	52	19	5
Pega aquí	Pega aquí	Pega aquí	Pega aquí
25	11	60	22
Pega aquí	Pega aquí	Pega aquí	Pega aquí

veintidós	ocho	cuarenta y uno	cinco
once	veinticinco	diecinueve	treinta y dos
sesenta	cincuenta y dos	quince	dieciocho
sesenta y uno	veinticuatro	uno	sesenta y seis

Números del 50 al 80

Une con una línea como se escribe el número

primero	10°
segundo	5°
tercero	7°
cuarto	1°
quinto	9°
sexto	4°
séptimo	8°
octavo	6°
noveno	2°
decimo	3°

Números del 50 al 80

Colorea los focos del color que se indica y contesta la siguiente tabla, fíjate en el ejemplo:

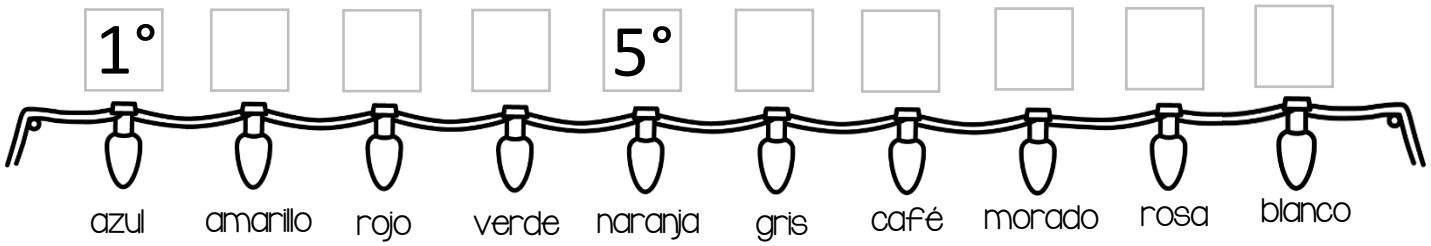

Color de foco	Numero	Letra
blanco	10°	decimo
		primero
morado		
gris		
naranja		
amarillo		
rosa		
	3°	tercero
verde		
café		

Números del 50 al 80

Colorea el kayak con el color que se indica:



1°	Primer lugar	azul
2°	Segundo lugar	amarillo
3°	Tercer lugar	verde
4°	Cuarto lugar	morado
5°	Quinto lugar	naranja
6°	Sexto lugar	rojo
7°	Séptimo lugar	rosa
8°	Octavo lugar	café
9°	Noveno lugar	gris

Números del 50 al 80

Cuenta las monedas y anota lo que costo cada producto:

La chamarra cuesta: $40 pesos



La bicicleta cuesta: $ pesos



Las pinturas cuestan: $ pesos

La muñeca cuesta: $ pesos

Números del 50 al 80

Cuenta las monedas y anota lo que costo cada producto:

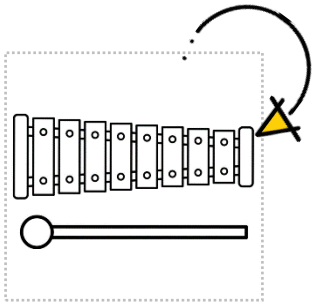

El xilófono cuesta: $ ____ pesos

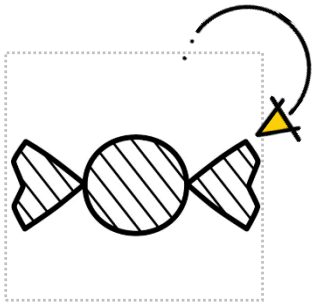
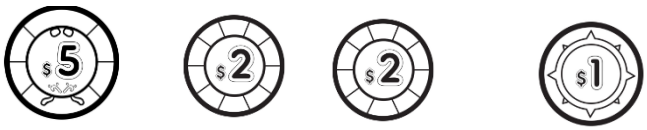

La golosina cuesta: $ ____ pesos

Resuelve la tabla con los datos de las compras anteriores:

Productos					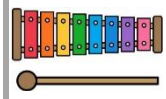	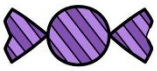
Monedas de 10	3					
Monedas de 5	1					
Monedas de 2	1					
Monedas de 1	3					
Total	40					

Números del 50 al 80

Resuelve la gráfica y responde las preguntas:



			

¿De cuál hay más?

¿De cuál hay menos?

¿De cuál son lo mismo?

Números del 50 al 80

Registra mayor que, menor que o igual, según corresponda:

8	>	3
10		20
25		12
24		24
52		43
5		2
16		9
62		42

50		20
15		28
60		30
9		18
27		35
44		56
51		51
28		52

Números del 50 al 80

Familia del número 60:



61	64	65	67	62
69	68	66	63	0

Números del 50 al 80

Traza, escribe y representa el número indicado:

61 sesenta y uno

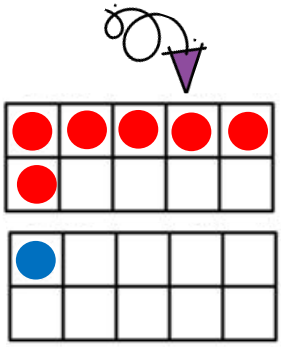

62 sesenta y dos

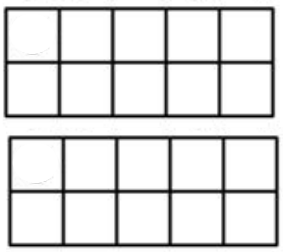

63 sesenta y tres

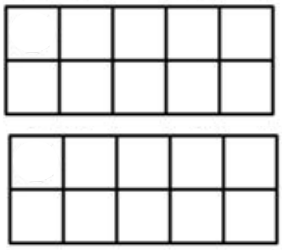

64 sesenta y cuatro

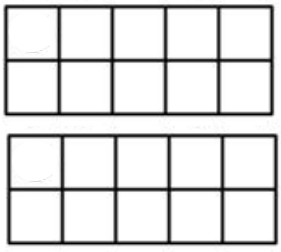

65 sesenta y cinco

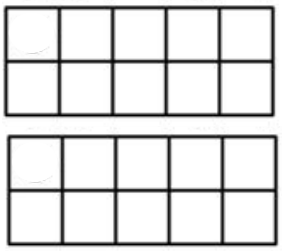

Números del 50 al 80

Traza, escribe y representa el número indicado:

66 sesenta y seis

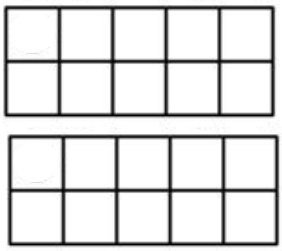

67 sesenta y siete

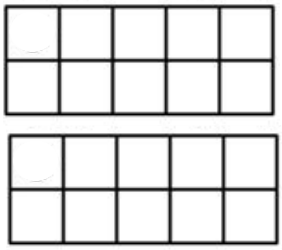

68 sesenta y ocho

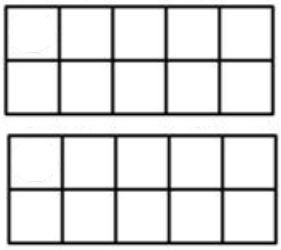

69 sesenta y nueve

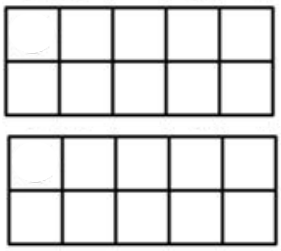

70 setenta

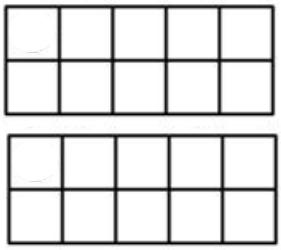

Números del 50 al 80

Resuelve las siguientes sumas, fíjate en el ejemplo:

$\begin{array}{r} 6 \\ +\ 4 \\ \hline 10 \end{array}$	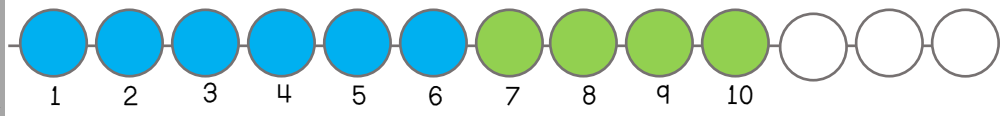
$\begin{array}{r} 5 \\ +\ 4 \\ \hline \square\square \end{array}$	
$\begin{array}{r} 6 \\ +\ 6 \\ \hline \square\square \end{array}$	
$\begin{array}{r} 7 \\ +\ 4 \\ \hline \square\square \end{array}$	
$\begin{array}{r} 8 \\ +\ 5 \\ \hline \square\square \end{array}$	

Números del 50 al 80

Sigue practicando las sumas

$\begin{array}{r} 3 \\ +\ 9 \\ \hline \square\square \end{array}$	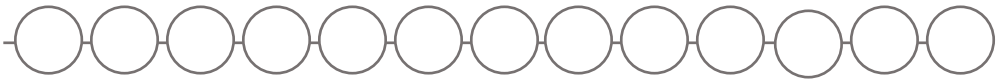
$\begin{array}{r} 9 \\ +\ 4 \\ \hline \square\square \end{array}$	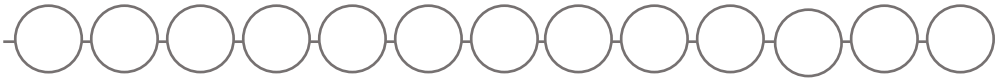
$\begin{array}{r} 5 \\ +\ 5 \\ \hline \square\square \end{array}$	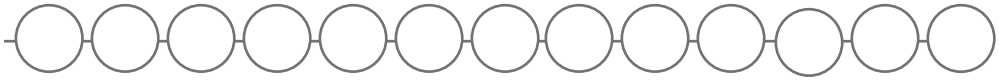
$\begin{array}{r} 9 \\ +\ 4 \\ \hline \square\square \end{array}$	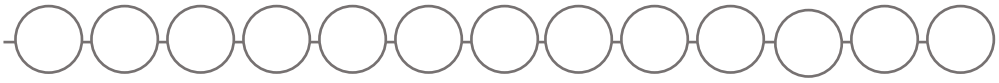
$\begin{array}{r} 7 \\ +\ 6 \\ \hline \square\square \end{array}$	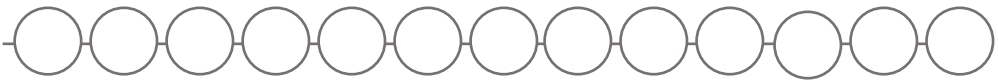

Números del 50 al 80

Resuelve las siguientes sumas, fíjate en el ejemplo:

$\begin{array}{r} 9 \\ +\ 7 \\ \hline 16 \end{array}$ 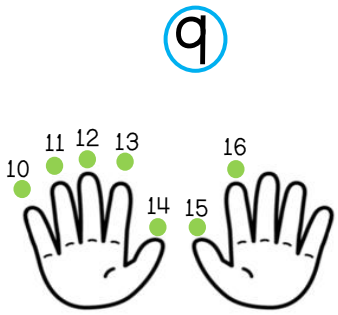	$\begin{array}{r} \square \\ 8 \\ +\ 7 \\ \hline \square\square \end{array}$
$\begin{array}{r} \square \\ 6 \\ +\ 8 \\ \hline \square\square \end{array}$	$\begin{array}{r} \square \\ 5 \\ +\ 4 \\ \hline \square\square \end{array}$ 
$\begin{array}{r} \square \\ 3 \\ +\ 9 \\ \hline \square\square \end{array}$	$\begin{array}{r} \square \\ 5 \\ +\ 7 \\ \hline \square\square \end{array}$ 
$\begin{array}{r} \square \\ 9 \\ +\ 9 \\ \hline \square\square \end{array}$	$\begin{array}{r} \square \\ 9 \\ +\ 6 \\ \hline \square\square \end{array}$

Números del 50 al 80

Resuelve las siguientes sumas para seguir practicando:

$\begin{array}{r} 5 \\ +\ 3 \\ \hline \square\square \end{array}$	$\begin{array}{r} 9 \\ +\ 4 \\ \hline \square\square \end{array}$	$\begin{array}{r} 7 \\ +\ 7 \\ \hline \square\square \end{array}$	$\begin{array}{r} 8 \\ +\ 4 \\ \hline \square\square \end{array}$
$\begin{array}{r} 9 \\ +\ 9 \\ \hline \square\square \end{array}$	$\begin{array}{r} 3 \\ +\ 8 \\ \hline \square\square \end{array}$	$\begin{array}{r} 7 \\ +\ 5 \\ \hline \square\square \end{array}$	$\begin{array}{r} 6 \\ +\ 5 \\ \hline \square\square \end{array}$
$\begin{array}{r} 4 \\ +\ 4 \\ \hline \square\square \end{array}$	$\begin{array}{r} 6 \\ +\ 2 \\ \hline \square\square \end{array}$	$\begin{array}{r} 8 \\ +\ 8 \\ \hline \square\square \end{array}$	$\begin{array}{r} 7 \\ +\ 3 \\ \hline \square\square \end{array}$
$\begin{array}{r} 3 \\ +\ 4 \\ \hline \square\square \end{array}$	$\begin{array}{r} 2 \\ +\ 9 \\ \hline \square\square \end{array}$	$\begin{array}{r} 4 \\ +\ 8 \\ \hline \square\square \end{array}$	$\begin{array}{r} 2 \\ +\ 2 \\ \hline \square\square \end{array}$
$\begin{array}{r} 5 \\ +\ 8 \\ \hline \square\square \end{array}$	$\begin{array}{r} 4 \\ +\ 7 \\ \hline \square\square \end{array}$	$\begin{array}{r} 8 \\ +\ 9 \\ \hline \square\square \end{array}$	$\begin{array}{r} 6 \\ +\ 6 \\ \hline \square\square \end{array}$

Números del 50 al 80

Fíjate cuánto equivale cada imagen y une con una línea donde corresponda:





















Números del 50 al 80

Fíjate en la tabla y encierra los números que necesitas para llegar a la imagen:



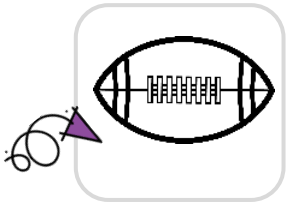

10	20	30	40	50	60	70	80	90	100
1	2	3	4	5	6	7	8	9	10

10	20	30	40	50	60	70	80	90	100
1	2	3	4	5	6	7	8	9	10



10	20	30	40	50	60	70	80	90	100
1	2	3	4	5	6	7	8	9	10

10	20	30	40	50	60	70	80	90	100
1	2	3	4	5	6	7	8	9	10

10	20	30	40	50	60	70	80	90	100
1	2	3	4	5	6	7	8	9	10

10	20	30	40	50	60	70	80	90	100
1	2	3	4	5	6	7	8	9	10

Números del 50 al 80

Fíjate en la tabla y encierra los números que necesitas para llegar a la imagen:



10	20	30	40	50	60	70	80	90	100
1	2	3	4	5	6	7	8	9	10

10	20	30	40	50	60	70	80	90	100
1	2	3	4	5	6	7	8	9	10



10	20	30	40	50	60	70	80	90	100
1	2	3	4	5	6	7	8	9	10

10	20	30	40	50	60	70	80	90	100
1	2	3	4	5	6	7	8	9	10



10	20	30	40	50	60	70	80	90	100
1	2	3	4	5	6	7	8	9	10

10	20	30	40	50	60	70	80	90	100
1	2	3	4	5	6	7	8	9	10

Números del 50 al 80

Familia del número 70:



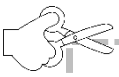

71	74	75	77	72
79	78	76	73	0

Números del 50 al 80

Traza, escribe y representa el número indicado:

71 setenta y uno

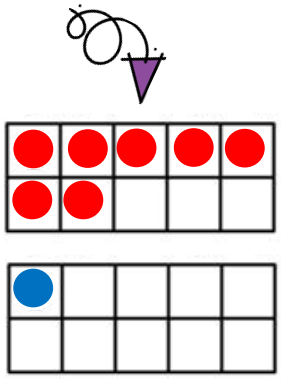

72 setenta y dos

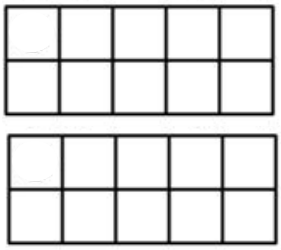

73 setenta y tres

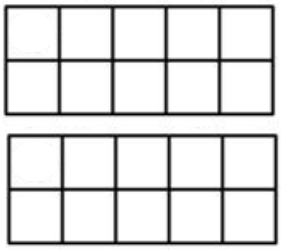

74 setenta y cuatro

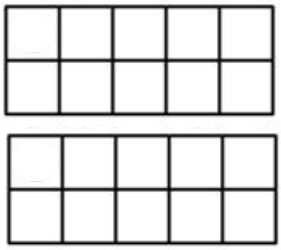

75 setenta y cinco

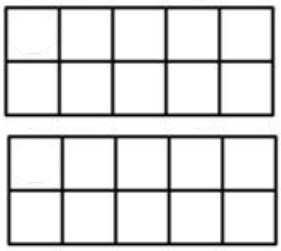

Números del 50 al 80

Traza, escribe y representa el número indicado:

76 setenta y seis

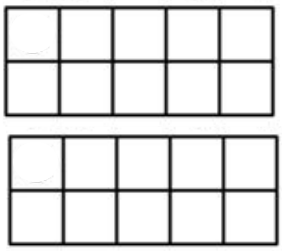

77 setenta y siete

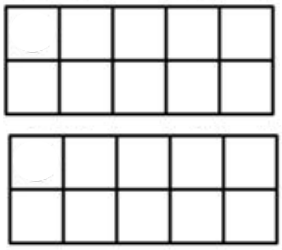

78 setenta y ocho

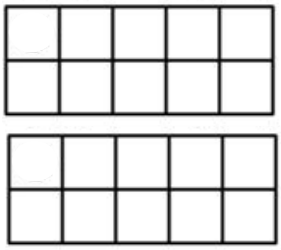

79 setenta y nueve

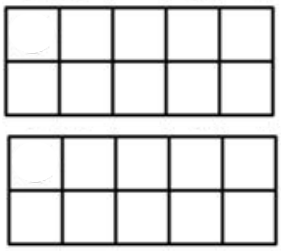

80 ochenta

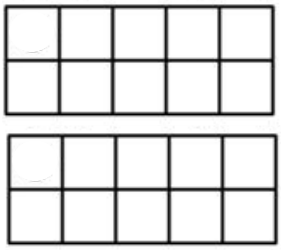

Números del 50 al 80

Resuelve las siguientes restas, fíjate en el ejemplo:

9 − 4 = □5	
12 − 2 = □□	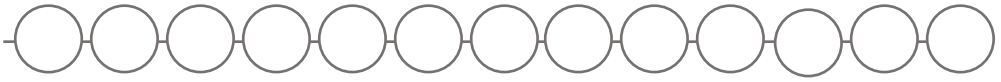
8 − 6 = □□	
7 − 4 = □□	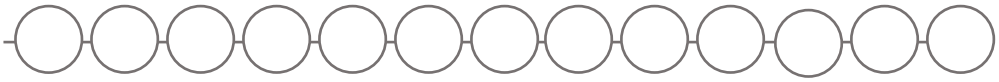
11 − 5 = □□	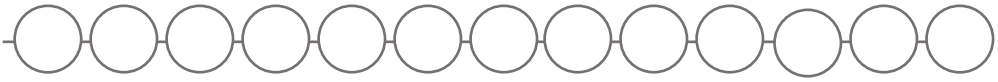

Números del 50 al 80

Resuelve las siguientes restas:

9 − 3 = □□	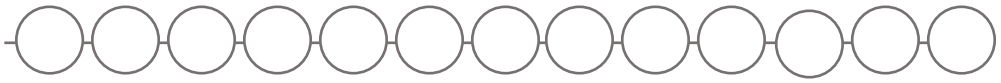
9 − 4 = □□	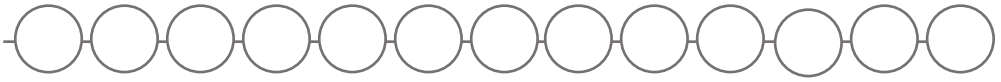
13 − 5 = □□	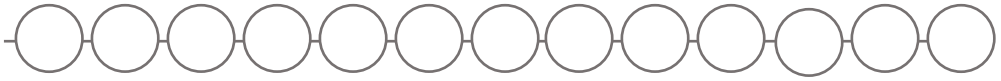
5 − 2 = □□	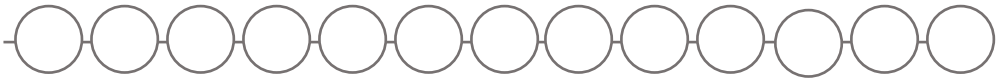
7 − 6 = □□	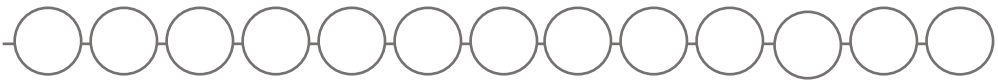

Números del 50 al 80

Resuelve las siguientes restas, fíjate en el ejemplo:

$\begin{array}{r} 9 \\ -\ 5 \\ \hline \square\,4 \end{array}$ 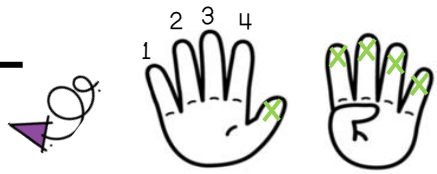	$\begin{array}{r} 8 \\ -\ 5 \\ \hline \square\,\square \end{array}$
$\begin{array}{r} 10 \\ -\ 5 \\ \hline \square\,\square \end{array}$	$\begin{array}{r} 7 \\ -\ 3 \\ \hline \square\,\square \end{array}$
$\begin{array}{r} 7 \\ -\ 2 \\ \hline \square\,\square \end{array}$	$\begin{array}{r} 5 \\ -\ 3 \\ \hline \square\,\square \end{array}$
$\begin{array}{r} 6 \\ -\ 4 \\ \hline \square\,\square \end{array}$	$\begin{array}{r} 9 \\ -\ 2 \\ \hline \square\,\square \end{array}$

Números del 50 al 80

Resuelve las siguientes restas:

5 - 3 = □□	9 - 4 = □□	7 - 7 = □□	8 - 4 = □□
9 - 2 = □□	8 - 3 = □□	7 - 5 = □□	6 - 5 = □□
4 - 2 = □□	6 - 2 = □□	8 - 8 = □□	7 - 3 = □□
9 - 7 = □□	8 - 6 = □□	7 - 4 = □□	2 - 2 = □□
6 + 5 = □□	8 + 5 = □□	9 + 8 = □□	6 + 6 = □□

Números del 50 al 80

Escribe los días del mes en que naciste, y encierra el día de tu cumpleaños:

Mes:

Día:

Registra la fecha en que naciste y cuantos años cumples:

Números del 50 al 80

Recorta y pega los meses del año en el lugar que corresponde:

1	2	3 
¿En qué mes hace mucho frio y comemos rosca?	¿En qué mes se celebra el día de am,or y amistad?	¿En qué mes se celebra la primavera?
4	5	6
¿En qué mes celebramos a los niños?	¿En qué mes se celebra a las mamás?	¿En qué mes se celebra a los papás?
7	8	9
¿En qué mes nos gusta ir a la playa?	¿En qué mes regresamos a la escuela?	¿En qué mes celebramos la independencia de México?
10	11	12
¿En qué mes se caen las hojas de los árboles?	¿En qué mes nos gusta pedir dulces disfrazdos?	¿En qué mes nos gusta ver el árbol de navidad?

Recorta y pega los meses en el lugar indicado, encierra tu mes de cumpleaños:

Enero	Marzo	Septiembre	Octubre
Febrero	Julio	Diciembre	Junio
Mayo	Agosto	Abril	Noviembre

Números del 50 al 80

Repaso del capítulo 3:

1. Resuelve la serie numérica del número 5: (9)

1	2	3	4	5	6	7	8	9	10	11	12	13	14	15	16	17	18	19	20
21	22	23	24	25	26	27	28	29	30	31	32	33	34	35	36	37	38	39	40
41	42	43	44	45	46	47	48	48	50										

5									

2. Escribe los números ordinales: (9)

1°	primero	6°	
2°		7°	
3°		8°	
4°		9°	
5°		10°	

3. Registra la cantidad total de las alcancías: (2)



Números del 50 al 80

4. Registra si es igual que, menor que o igual: (6)

13	>	9
12		25
67		40

31		42
50		20
8		22

5. representa con fichas cada número: (6)

67	●●●●●●●●●●●●●
72	
	●●●●●●●●●●
45	
53	
	●●●●●●●
70	

Números del 50 al 80

6. Resuelve las siguientes sumas: (8)

4 - 2 =	4 - 2 =	4 - 2 =	4 - 2 =
4 - 2 =	4 - 2 =	4 - 2 =	4 - 2 =

7. Escribe los meses del año en orden: (12)

1°		7°	
2°		8°	
3°		9°	
4°		10°	
5°		11°	
6°		12°	

Números del 80 al 100

Familia del número 80:



81	84	85	87	82
89	88	86	83	0

Números del 80 al 100

Traza, escribe y representa el número indicado:

81 ochenta y uno

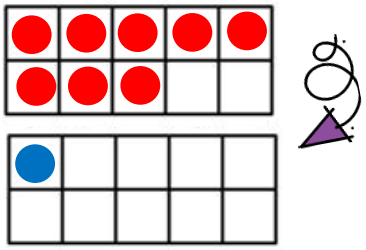

82 ochenta y dos

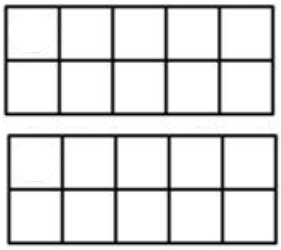

83 ochenta y tres

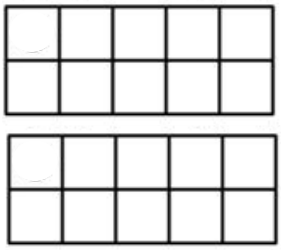

84 ochenta y cuatro

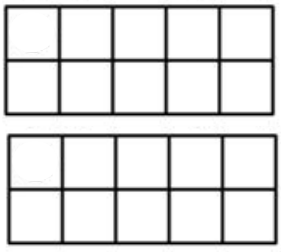

85 ochenta y cinco

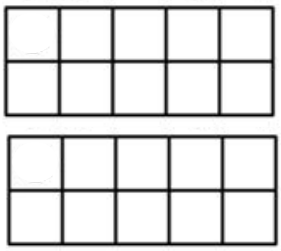

Números del 80 al 100

Traza, escribe y representa el número indicado:

86 ochenta y seis

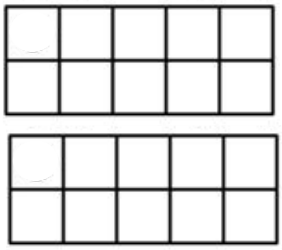

87 ochenta y siete

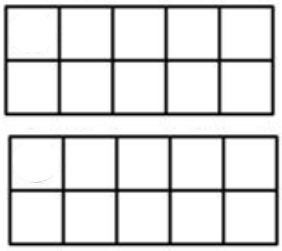

88 ochenta y ocho

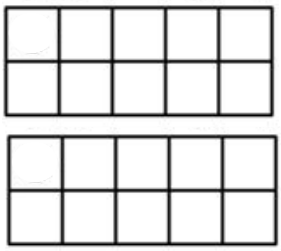

89 ochenta y nueve

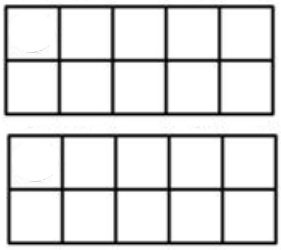

90 noventa

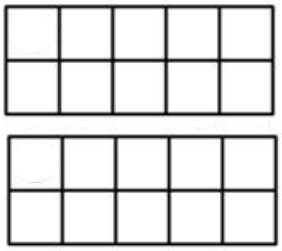

Números del 80 al 100

Resuelve las siguientes sumas, fíjate en el ejemplo:

$\begin{array}{r} 16 \\ +\ 42 \\ \hline 58 \end{array}$	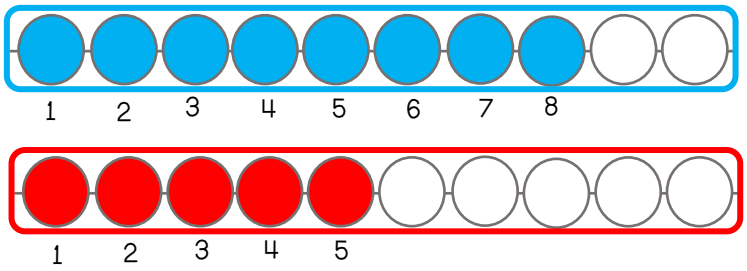
$\begin{array}{r} 13 \\ +\ 64 \\ \hline \square\square \end{array}$	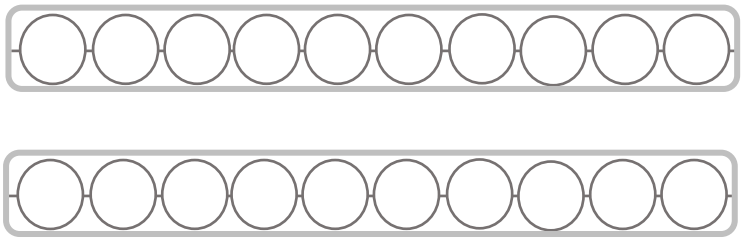
$\begin{array}{r} 37 \\ +\ 22 \\ \hline \square\square \end{array}$	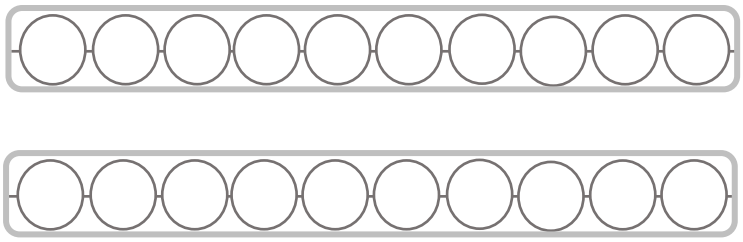
$\begin{array}{r} 28 \\ +\ 21 \\ \hline \square\square \end{array}$	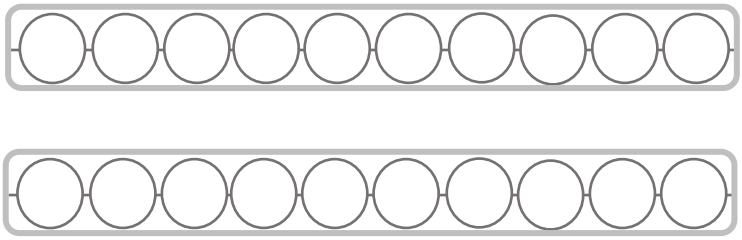
$\begin{array}{r} 43 \\ +\ 23 \\ \hline \square\square \end{array}$	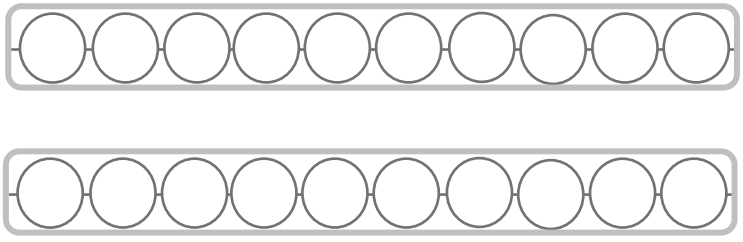

Números del 80 al 100

Resuelve las siguientes sumas, fíjate en el ejemplo:

1 + 2 9 3 5 6 1 4	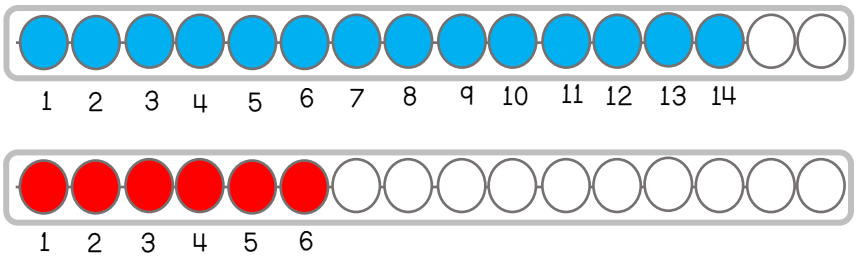
+ 2 6 5 6	
+ 6 7 1 5	
+ 4 5 5 6	
+ 3 8 7 7	

Números del 80 al 100

Resuelve las siguientes sumas para seguir practicando:

$\square$ $+\ 6\ 8$ $3\ 5$ $\square\square$	$\square$ $+\ 7\ 9$ $2\ 3$ $\square\square$	$\square$ $+\ 7\ 2$ $2\ 5$ $\square\square$	$\square$ $+\ 4\ 3$ $4\ 7$ $\square\square$
$\square$ $+\ 4\ 5$ $3\ 7$ $\square\square$	$\square$ $+\ 3\ 5$ $4\ 6$ $\square\square$	$\square$ $+\ 2\ 8$ $3\ 4$ $\square\square$	$\square$ $+\ 4\ 7$ $1\ 5$ $\square\square$
$\square$ $+\ 6\ 2$ $1\ 9$ $\square\square$	$\square$ $+\ 7\ 0$ $1\ 0$ $\square\square$	$\square$ $+\ 4\ 0$ $4\ 0$ $\square\square$	$\square$ $+\ 1\ 9$ $6\ 3$ $\square\square$
$\square$ $+\ 8\ 1$ $1\ 3$ $\square\square$	$\square$ $+\ 9\ 0$ $0\ 8$ $\square\square$	$\square$ $+\ 7\ 2$ $1\ 0$ $\square\square$	$\square$ $+\ 5\ 0$ $4\ 5$ $\square\square$

Números del 80 al 100

Resuelve las sumas y colorea como se indica:

amarillo 11	rojo 17	morado 3
verde 66	gris 35	rosa 5





Números del 80 al 100

Resolución de problemas, fíjate en el ejemplo:

En un rio en la mañana había 2 ranas y por la tarde llegaron 3 ranas más. ¿Cuántas ranas hay ahora?

Datos	Operación	Resultado
	$\begin{array}{r} 2 \\ +\ 3 \\ \hline 5 \end{array}$	Hay 5 ranas.

Memo tiene un naranjo y quiere saber cuántas naranjas hay; tiene 3 arriba más 5 abajo. ¿Cuántas naranjas hay en total?

Datos	Operación	Resultado
	$\begin{array}{r} \square \\ \square \\ \hline \square \end{array}$	Hay ☐ naranjas.

Los papás de carolina y Mateo quieren saber ¿cuántos helados compraron? Carolina compro 4 helados más 3 helados de Mateo.

Datos	Operación	Resultado
	$\begin{array}{r} \square \\ \square \\ \hline \square \end{array}$	Hay ☐ helados.

Números del 80 al 100

Resolución de problemas:

En mi jardín encontré 3 mariposas amarillas y 5 mariposas moradas. ¿Cuántas mariposas hay en total?

Datos	Operación	Resultado
	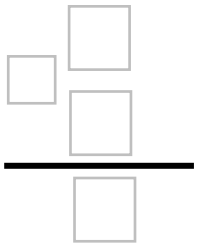	Hay ☐ mariposas.

En mi alcancía tenía 11 pesos y el jueves guarde 6 pesos más. ¿Cuánto dinero tengo en total?

Datos	Operación	Resultado
	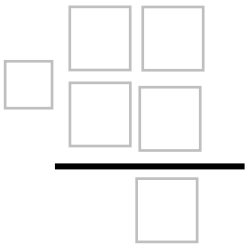	Hay ☐ pesos.

Mi mamá me pidió que comprará piña, sandía y plátano ¿Cuánto tuve que pagar en total?

			Operación	Resultado
	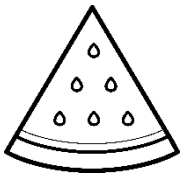		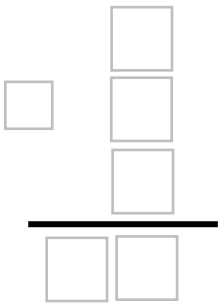	Hay ☐ pesos.
$7	$5	$6		

Números del 80 al 100

Resuelve la siguen tabla del 1 al 100:

1						7			
		33							
					47				
						78			
	82								
									100

Solo escribe los números que terminan en cero:

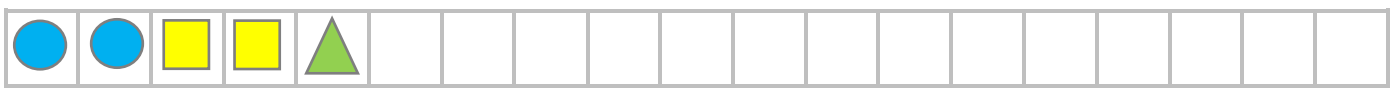

Números del 80 al 100

Colorea, cuenta y registra con números y letra las figuras:



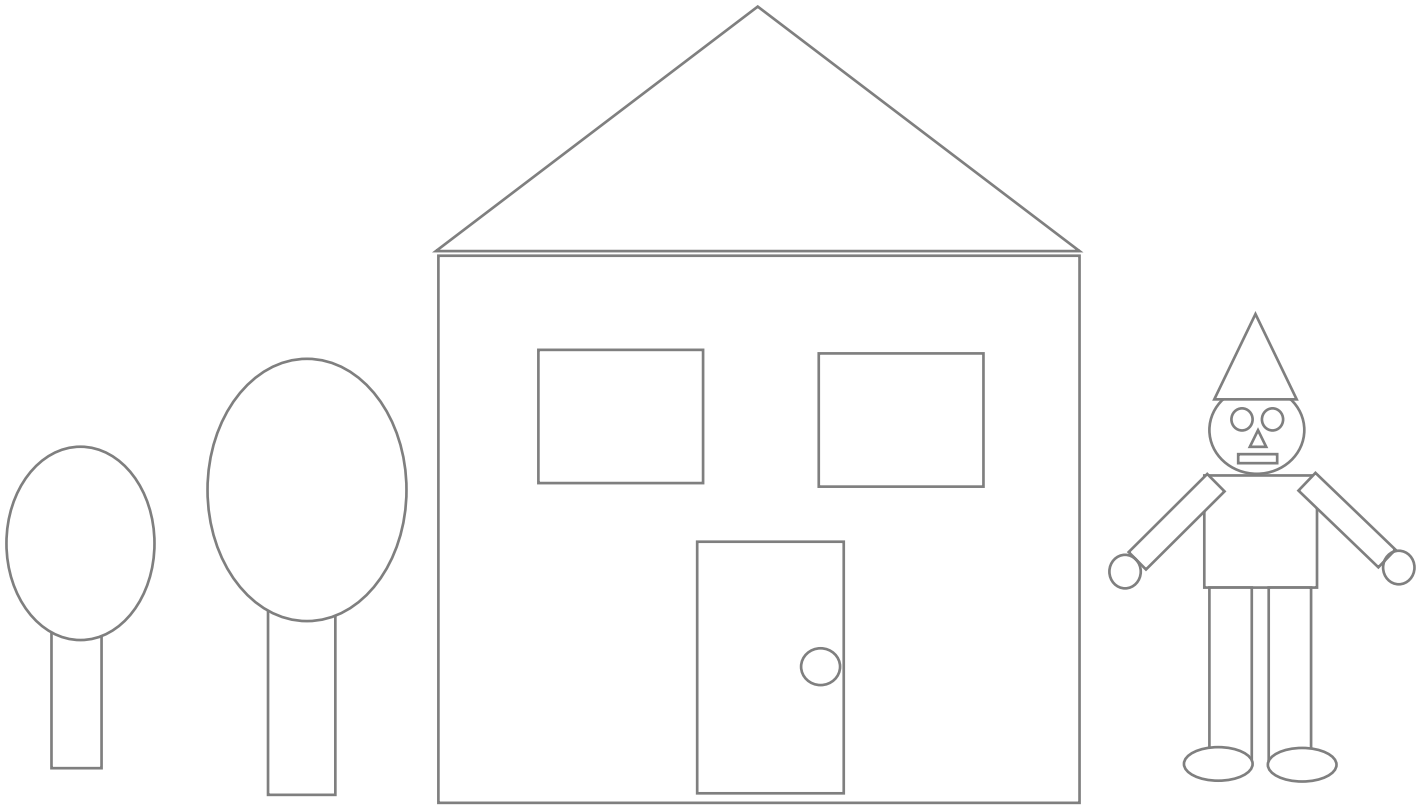

verde 4 cuatro

naranja

amarillo

café

azul

Números del 80 al 100

Recorta y paga las figuras en el lugar indicado:

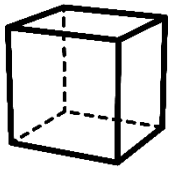 cubo	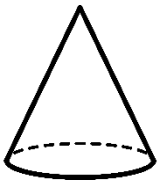 cono	 cubo	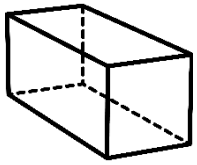 cubo	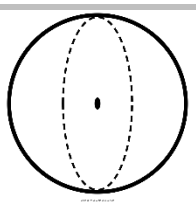 cubo



Números del 80 al 100

Colorea y cuenta los cuadros que ocupa cada imagen:

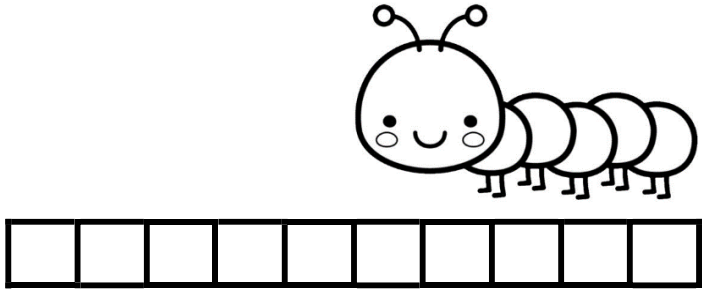

mide ☐ cuadros

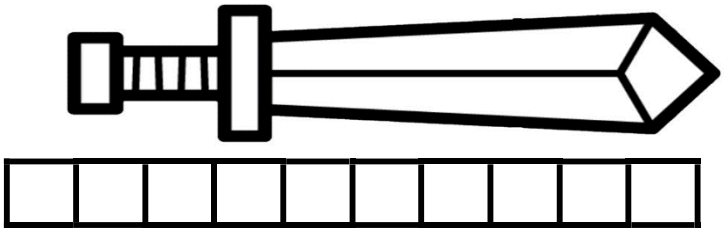

mide ☐ cuadros

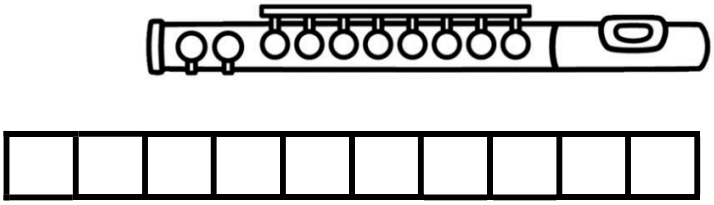

mide ☐ cuadros

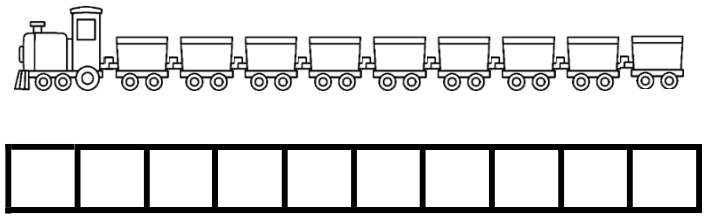

mide ☐ cuadros

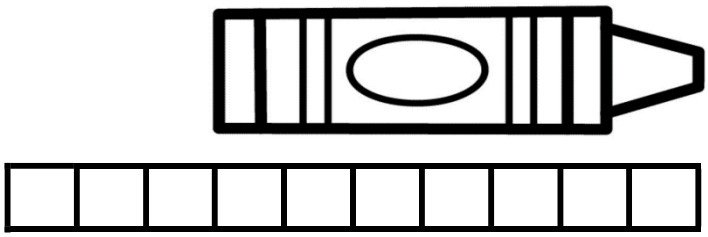

mide ☐ cuadros

Números del 80 al 100

Mide con tu regla las líneas como en el ejemplo:

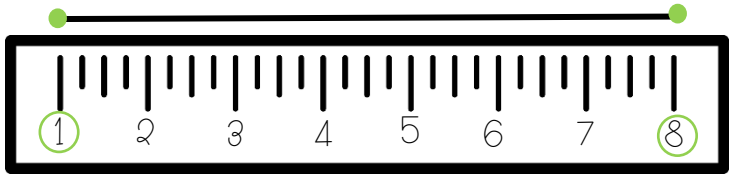	mide 8 centímetros
	mide ☐ centímetros
	mide ☐ centímetros
	mide ☐ centímetros
	mide ☐ centímetros
	mide ☐ centímetros

Números del 80 al 100

Familia del número 90:



91	94	95	97	92
99	98	96	93	0

Números del 80 al 100

Traza, escribe y representa el número indicado:

91 noventa y uno

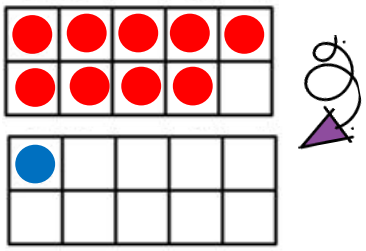

92 noventa y dos

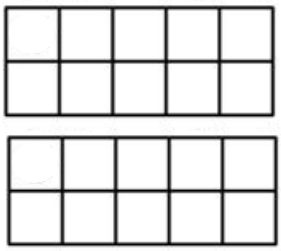

93 noventa y tres

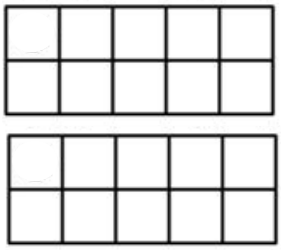

94 noventa y cuatro

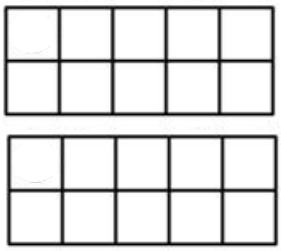

95 noventa y cinco

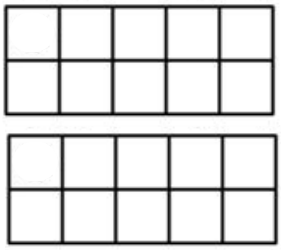

Números del 80 al 100

Traza, escribe y representa el número indicado:

96 noventa y seis

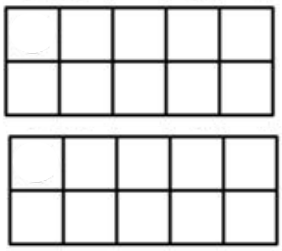

97 noventa y siete

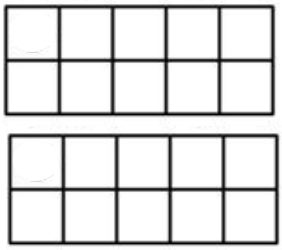

98 noventa y ocho

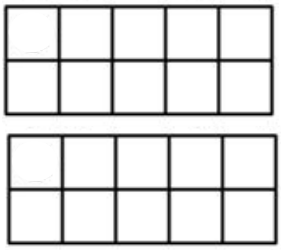

99 noventa y nueve

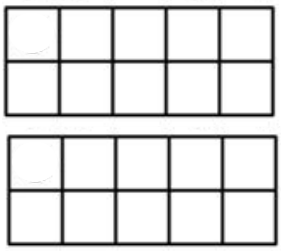

100 cien

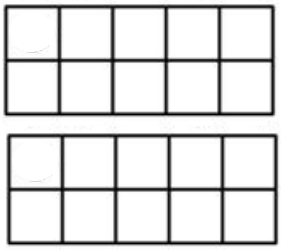

Números del 80 al 100

Encierra de diez en diez y representa en la tabla:



10	20	30	40	50	60	70	80	90	100
1	2	3	4	5	6	7	8	9	10

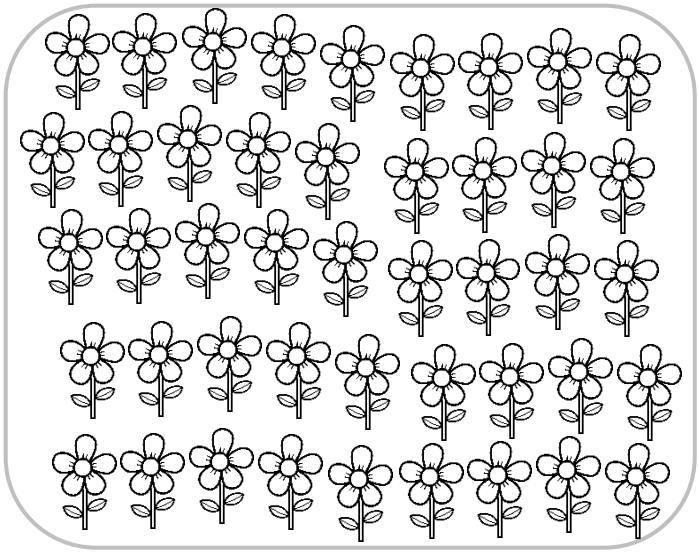

10	20	30	40	50	60	70	80	90	100
1	2	3	4	5	6	7	8	9	10



10	20	30	40	50	60	70	80	90	100
1	2	3	4	5	6	7	8	9	10



10	20	30	40	50	60	70	80	90	100
1	2	3	4	5	6	7	8	9	10



10	20	30	40	50	60	70	80	90	100
1	2	3	4	5	6	7	8	9	10

Números del 80 al 100



Identifica la imagen que marca la tabla y escribe su nombre:

10	20	30	40	50	60	70	80	90	100
1	2	3	4	5	6	7	8	9	10

vestido 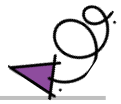

10	20	30	40	50	60	70	80	90	100
1	2	3	4	5	6	7	8	9	10

10	20	30	40	50	60	70	80	90	100
1	2	3	4	5	6	7	8	9	10

10	20	30	40	50	60	70	80	90	100
1	2	3	4	5	6	7	8	9	10

10	20	30	40	50	60	70	80	90	100
1	2	3	4	5	6	7	8	9	10

10	20	30	40	50	60	70	80	90	100
1	2	3	4	5	6	7	8	9	10

10	20	30	40	50	60	70	80	90	100
1	2	3	4	5	6	7	8	9	10

10	20	30	40	50	60	70	80	90	100
1	2	3	4	5	6	7	8	9	10

Números del 80 al 100

Une con una línea la tabla marcada con el número y como se escribe:

12

cuarenta y uno

91

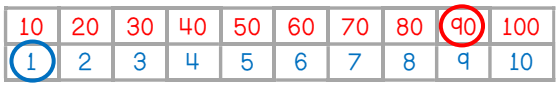

ochenta y dos

54

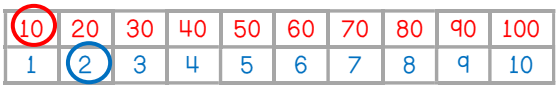

Cincuenta y cuatro

82

doce

62

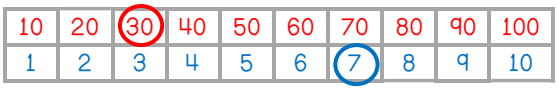

Sesenta y dos

37

noventa y uno

41

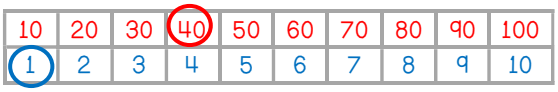

Treinta y siete

Números del 80 al 100

Graficas:

Lorena quiere identificar cual es la fruta que más les gusta a sus compañeros. Resuelve la gráfica coloreando cada recuadro dependiendo de la fruta que les gusta, usa diferente color

15					
12					
12					
12					
11					
10					
9					
8					
7					
6					
5					
4					
3					
2					
1					
			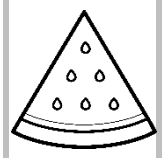		

Raquel	naranja
Enrique	naranja
Javier	manzana
Rosa	manzana
Diana	manzana
Pedro	manzana
Roberto	sandía
Juan	manzana
Carolina	sandía
Lupita	piña
Sandra	plátano
Ruth	plátano
Jacinto	naranja
Mauricio	naranja
María	manzana
Andrea	manzana
Fabiola	manzana
Gladis	piña
Karen	sandía
Laura	naranja
Nadia	naranja
Paola	manzana
Ramiro	piña
Betty	piña
Estrella	plátano
Hilda	plátano

1.- ¿A cuántos compañeros les pregunto? _____

2.- ¿Cuál es la fruta que más les gusta? _____

3.- ¿Cuál es la fruta que menos les gusta? _____

Números del 80 al 100

Graficas:

Mario quiere identificar cual es el animal favorito de sus compañeros. Resuelve la gráfica coloreando cada recuadro dependiendo del animal favorito, usa diferente color

15					
12					
12					
12					
11					
10					
9					
8					
7					
6					
5					
4					
3					
2					
1					
					

Raquel	gato
Enrique	gato
Javier	conejo
Rosa	conejo
Diana	perro
Pedro	perro
Roberto	gato
Juan	conejo
Carolina	delfín
Lupita	delfín
Sandra	gato
Ruth	jirafa
Jacinto	gato
Mauricio	delfín
María	perro
Andrea	jirafa
Fabiola	conejo
Gladis	conejo
Karen	perro
Laura	delfín
Nadia	conejo
Paola	perro
Ramiro	gato
Betty	perro
Estrella	delfín
Hilda	perro

1.- ¿Cuál es el animal que les gusta igual?

2.- ¿Cuál es el animal que más les gusta?

3.- ¿Cuál es el animal que menos les gusta?

Números del 80 al 100

Lectura del reloj:

El minutero es la manecilla más larga que marca los minutos. El horario es la manecilla más corta que marca las horas.

RELOJ	HORAS
1	1
2	2
3	3
4	4
5	5
6	6
7	7
8	8
9	9
10	10
11	11
12	12

RELOJ	MINUTOS
1	5
2	10
3	15
4	20
5	25
6	30
7	35
8	40
9	45
10	50
11	55
12	00

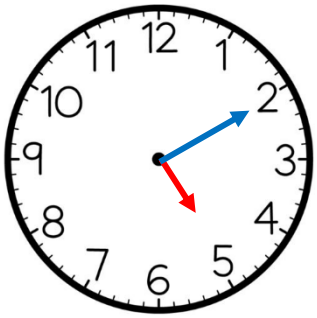

5:10

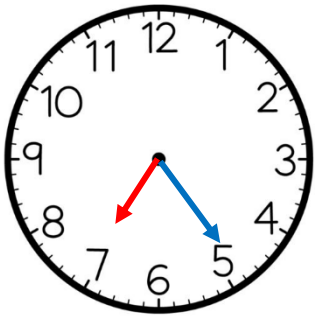

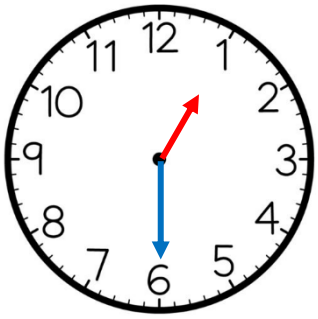

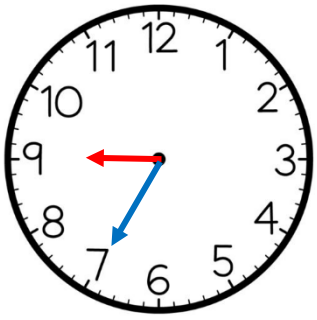

Lectura del reloj:

El minutero es la manecilla más larga que marca los minutos. El horario es la manecilla más corta que marca las horas.

RELOJ	1	2	3	4	5	6	7	8	9	10	11	12
HORAS	1	2	3	4	5	6	7	8	9	10	11	12

RELOJ	1	2	3	4	5	6	7	8	9	10	11	12
MINUTOS	5	10	15	20	25	30	35	40	45	50	55	60

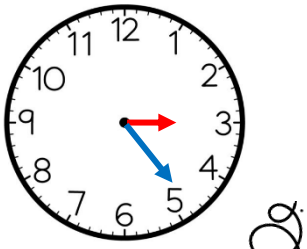

3:25

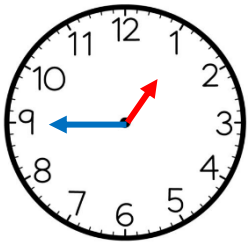 ☐ : ☐	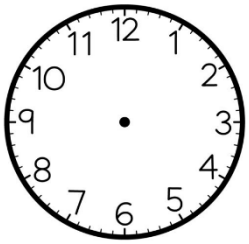 2:15	 7:40	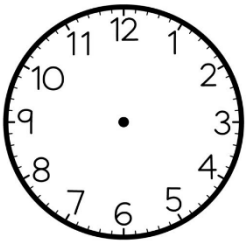 5:55
☐ : ☐	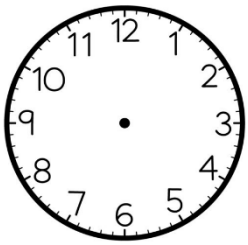 1:25	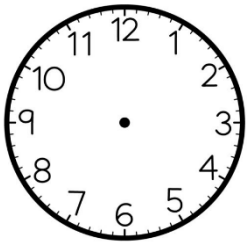 4:30	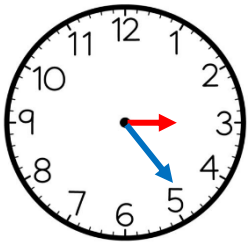 ☐ : ☐
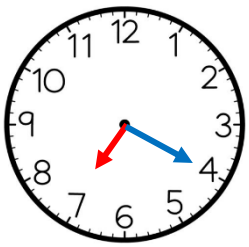 ☐ : ☐	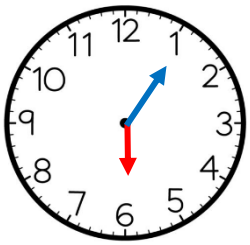 ☐ : ☐	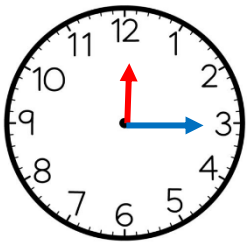 ☐ : ☐	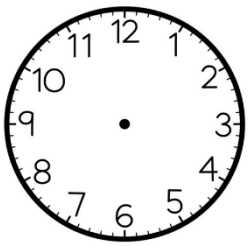 6:50

Números del 80 al 100

Fracciones es las veces que se puede dividir un objeto en partes iguales, colorea de rojo las figuras geométricas que estén divididas en 2 partes, de verde en 3 partes y amarillo en 4 partes:



Números del 80 al 100

Fracciones:



$\frac{2}{3}$ → Numerador: partes que se tomaron.

$\frac{2}{3}$ → Denominador: partes en que se dividió.

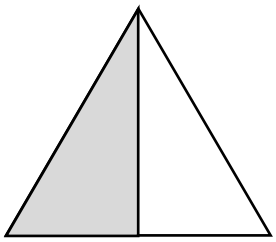 $\frac{\square}{2}$	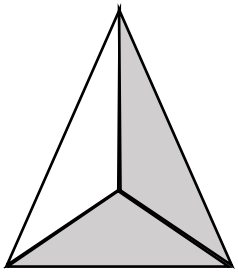 $\frac{2}{\square}$
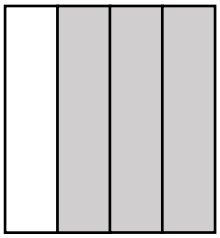 $\frac{\square}{4}$	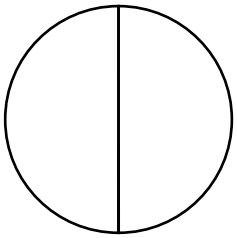 $\frac{1}{\square}$
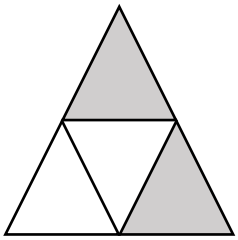 $\frac{2}{\square}$	 $\frac{3}{\square}$
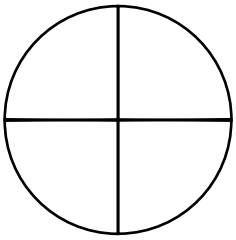 $\frac{3}{\square}$	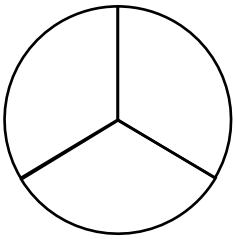 $\frac{3}{\square}$

Números del 80 al 100

Resuelve las siguientes fracciones, fíjate en el ejemplo:



$\frac{2}{3}$

2 → Numerador: partes que se tomaron.

3 → Denominador: partes en que se dividió.

$\frac{3}{4}$	$\frac{3}{3}$
$\frac{2}{5}$	$\frac{1}{2}$
$\frac{2}{4}$	$\frac{1}{2}$
$\frac{2}{3}$	$\frac{1}{3}$

Números del 80 al 100

Encierra con color verde únicamente el que pesa más:













Números del 80 al 100

Encierra con color azul únicamente el que pesa menos:













Encierra con color azul el que pesa menos, de verde el que pesa más y de amarillo el que pesa igual:













La elaboración y diseño intelectual de este material le pertenece a

¡material digital MaCa!

Queda prohibido compartir de forma total o parcial el material con o sin fines de lucro.

Créditos